

## A Level Chemistry A

H432/02 Synthesis and analytical techniques

**Monday 19 June 2017 – Morning**

**Time allowed: 2 hours 15 minutes**



**You must have:**

- the Data Sheet for Chemistry A (sent with general stationery)

**You may use:**

- a scientific or graphical calculator
- a ruler (cm/mm)



First name

Last name

Centre  
number

Candidate  
number

### INSTRUCTIONS

- Use black ink. You may use an HB pencil for graphs and diagrams.
- Complete the boxes above with your name, centre number and candidate number.
- Answer **all** the questions.
- Write your answer to each question in the space provided. If additional space is required, use the lined page(s) at the end of this booklet. The question number(s) must be clearly shown.
- Do **not** write in the barcodes.

### INFORMATION

- The total mark for this paper is **100**.
- The marks for each question are shown in brackets [ ].
- Quality of extended responses will be assessed in questions marked with an asterisk (\*).
- This document consists of **32** pages.

2  
SECTION A

You should spend a maximum of 20 minutes on this section.

Write your answer to each question in the box provided.

Answer **all** the questions.

- 1 A chemist compares the rates of hydrolysis of 1-chloropropane and 1-bromopropane in ethanol.

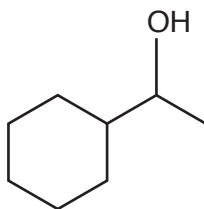
Which reagent in aqueous solution should be used?

- A Silver chloride
- B Silver nitrate
- C Potassium chloride
- D Potassium nitrate

Your answer

[1]

- 2 How can the molecule below be described?



- A Aromatic and alicyclic
- B Aliphatic and unsaturated
- C Aromatic and unsaturated
- D Alicyclic and saturated

Your answer

[1]

- 3 Complete combustion of an organic compound forms  $40\text{ cm}^3$  of carbon dioxide and  $40\text{ cm}^3$  of water vapour, under the same conditions of temperature and pressure.

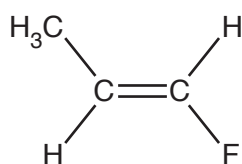
Which molecular formula could the organic compound have?

- A  $\text{C}_3\text{H}_8$   
 B  $\text{C}_2\text{H}_2\text{O}$   
 C  $\text{C}_2\text{H}_4\text{O}$   
 D  $\text{C}_2\text{H}_3\text{N}$

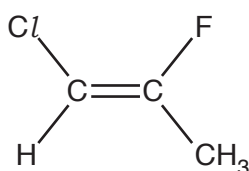
Your answer

[1]

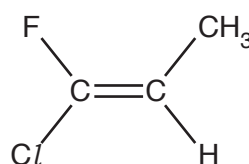
- 4 Which molecule is a Z-isomer?



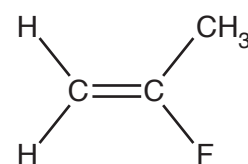
A



B



C



D

Your answer

[1]

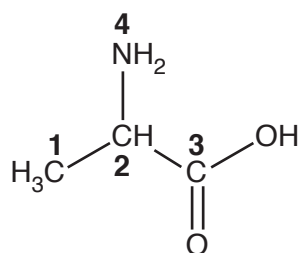
- 5 Which type of reaction has the greatest atom economy?

- A Substitution  
 B Hydrolysis  
 C Elimination  
 D Addition

Your answer

[1]

6 Four atoms, 1–4, are labelled in the structure below.



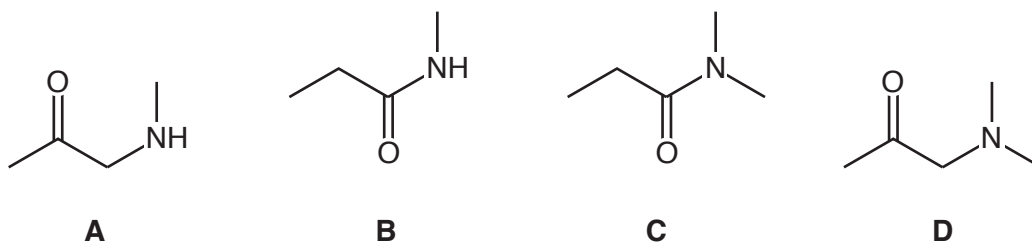
Which atom has a trigonal planar arrangement of bonds around it?

- A Atom 1
- B Atom 2
- C Atom 3
- D Atom 4

Your answer

[1]

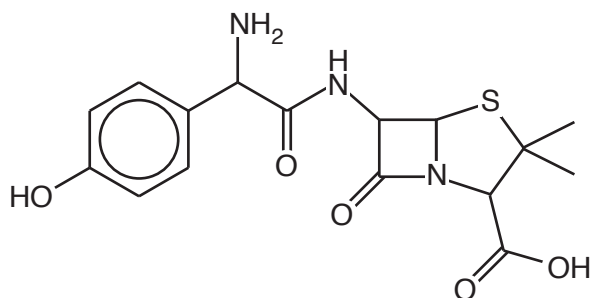
7 Which molecule is a secondary amine?



Your answer

[1]

8 What is the number of chiral centres in the molecule below?

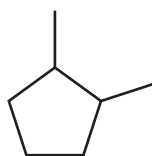


- A 2
- B 3
- C 4
- D 5

Your answer

[1]

9 What is the molecular formula of the compound below?



- A C<sub>7</sub>H<sub>10</sub>
- B C<sub>7</sub>H<sub>12</sub>
- C C<sub>7</sub>H<sub>14</sub>
- D C<sub>7</sub>H<sub>16</sub>

Your answer

[1]

10 Equal amounts of the four compounds are added to the same volume of water.

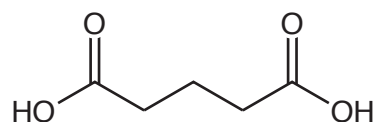
Which compound would produce the most acidic solution?

- A  $\text{CH}_3\text{CONH}_2$
- B  $\text{CH}_3\text{COOH}$
- C  $\text{CH}_3\text{COOCH}_3$
- D  $\text{CH}_3\text{COCl}$

Your answer

[1]

11 The compound below is analysed by  $^1\text{H}$  NMR spectroscopy.



How many peaks are observed in the  $^1\text{H}$  NMR spectrum?

- A 5
- B 4
- C 3
- D 2

Your answer

[1]

12 0.1 mol of  $\text{HOOCCH}_2\text{COOH}$  are reacted with 0.1 mol of aqueous  $\text{NaOH}$ .

How many molecules of water are formed?

- A  $6.02 \times 10^{22}$
- B  $3.01 \times 10^{22}$
- C  $6.02 \times 10^{23}$
- D  $3.01 \times 10^{23}$

Your answer

[1]

13 Which reagents could be used to prepare  $\text{CH}_3\text{CH}_2\text{CONHCH}_3$ ?

- A  $\text{CH}_3\text{CH}_2\text{COCl} + \text{CH}_3\text{NH}_2$
- B  $\text{CH}_3\text{CH}_2\text{CONH}_2 + \text{CH}_3\text{Br}$
- C  $\text{CH}_3\text{CH}_2\text{COONa} + \text{CH}_3\text{NH}_2$
- D  $\text{CH}_3\text{CH}_2\text{COCH}_3 + \text{NH}_3$

Your answer

[1]

14 Ethane reacts with chlorine by radical substitution to form chloroethane.

Which radical(s) is/are present in the mechanism?

- 1  $\text{H}\cdot$
  - 2  $\text{Cl}\cdot$
  - 3  $\text{C}_2\text{H}_5\cdot$
- A 1, 2 and 3
  - B Only 1 and 2
  - C Only 2 and 3
  - D Only 1

Your answer

[1]

15 Which compound(s) is a/are structural isomer(s) of  $\text{C}_6\text{H}_{12}\text{O}_2$ ?

- 1 hexanoic acid
  - 2 ethyl butanoate
  - 3 propyl propanoate
- A 1, 2 and 3
  - B Only 1 and 2
  - C Only 2 and 3
  - D Only 1

Your answer

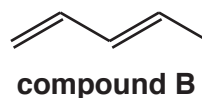
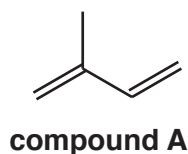
[1]

8  
SECTION B

Answer **all** the questions.

16 This question is about unsaturated hydrocarbons.

(a) Compound **A** and compound **B** are isomers.



Compound **A** has a lower melting point than compound **B**.

Suggest why.

.....  
.....  
.....  
.....  
..... [2]

(b) Compound **C**,  $\text{CH}_3\text{CH}_2\text{CH}=\text{CHCH}_2\text{CH}_2\text{OH}$ , exists as *cis* and *trans* stereoisomers.

(i) Name compound **C**.


..... [1]

(ii) Define the term *stereoisomers*.

.....  
.....  
.....  
..... [1]



(iii) Draw the structures of the *cis* and *trans* stereoisomers of compound C.



[2]

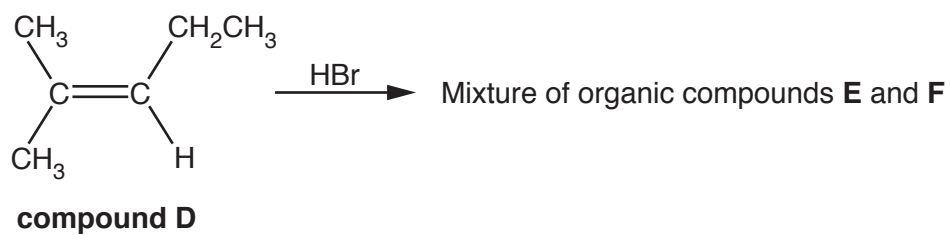
(c) The C=C group in an alkene contains a  $\pi$ -bond.

Complete the diagram below to show how p-orbitals are involved in the formation of a  $\pi$ -bond.



[1]

- (d) Compound **D**, shown below, reacts with hydrogen bromide by electrophilic addition. A mixture of two organic compounds, **E** and **F**, is formed.



- (i) Suggest how an HBr molecule can act as an electrophile.

.....

.....

..... [1]

- (ii) Draw the structures of the two organic compounds **E** and **F**.

<b>E</b>	<b>F</b>

[2]

- (iii) Outline the mechanism of the reaction between compound **D** and hydrogen bromide to form **either** compound **E** or compound **F**.

Include curly arrows and relevant dipoles.

[3]

- (iv) Which of **E** or **F** is the major organic product?

Explain your answer.

Major organic product .....

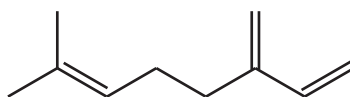
Explanation .....

.....

.....

..... [1]

- (e) Myrcene,  $C_{10}H_{16}$ , is a naturally occurring hydrocarbon containing more than one carbon-carbon double bond.



**myrcene**

- (i) Reaction of 204 mg of myrcene with hydrogen gas produces a saturated alkane.

Calculate the volume of hydrogen gas, in  $cm^3$  and measured at RTP, needed for this reaction.

Show your working.

volume = .....  $cm^3$  [2]

- (ii)  $\beta$ -Carotene is a naturally occurring unsaturated hydrocarbon found in carrots. A  $\beta$ -carotene molecule contains 40 carbon atoms, has two rings, and a branched chain.

0.0200 mol of  $\beta$ -carotene reacts with  $5.28 dm^3$  of hydrogen gas to form a saturated hydrocarbon.

Using molecular formulae, construct a balanced equation for this reaction.

Include relevant calculations and reasoning.

Equation ..... [4]

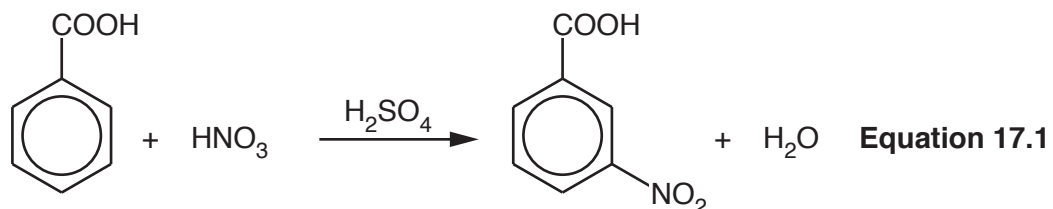
13  
BLANK PAGE

PLEASE DO NOT WRITE ON THIS PAGE

17 This question is about the chemistry of aromatic compounds.

- (a) Benzoic acid can be nitrated by concentrated nitric acid in the presence of concentrated sulfuric acid as a catalyst, as shown in **Equation 17.1**.

The organic product of this reaction is 3-nitrobenzoic acid.



**benzoic acid**

**3-nitrobenzoic acid**

- (i) Outline the mechanism for this nitration of benzoic acid.

Show how  $\text{H}_2\text{SO}_4$  behaves as a catalyst.



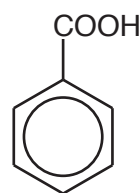
(b) A student investigates the relative ease of nitration of phenol, benzene, and benzoic acid.



phenol



benzene



benzoic acid

The student finds that the conditions required for the nitration of each compound are different, as shown in **Table 17.1**.

Compound	phenol	benzene	benzoic acid
Conditions required for nitration	Dilute $\text{HNO}_3$ 20 °C No catalyst	Concentrated $\text{HNO}_3$ 55 °C $\text{H}_2\text{SO}_4$ catalyst	Concentrated $\text{HNO}_3$ 100 °C $\text{H}_2\text{SO}_4$ catalyst

Table 17.1

(i) State the trend in the relative ease of nitration of phenol, benzene, and benzoic acid.

.....

.....

..... [1]

(ii) Apply your knowledge of the bonding in arenes to explain the trend in part (b)(i).

.....

.....

.....

.....

.....

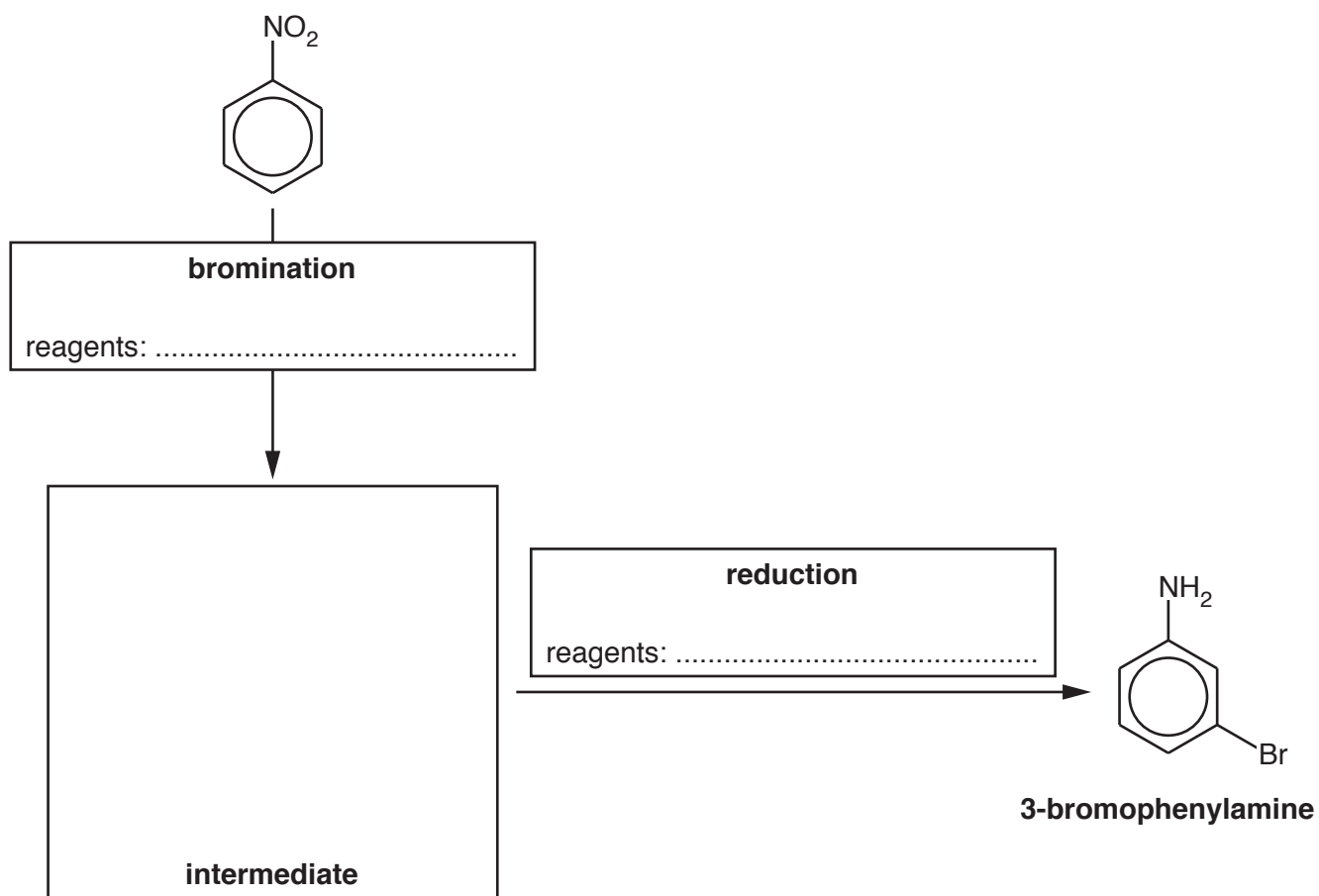
.....

..... [3]



(c) A student synthesises 3-bromophenylamine, shown below, starting from nitrobenzene.

- (i) Complete the flowchart showing the structure of the intermediate and the **formulae** of the reagents for each stage.



[3]

- (ii) Another student attempts the same synthesis but carries out reduction **before** bromination. The student was surprised to find that two structural isomers of 3-bromophenylamine had been formed instead of the desired organic product.

Explain this result and suggest the structures of the two isomers that formed.

Explanation .....

.....

.....

Structures

[3]

Turn over

18 This question is about organic compounds containing nitrogen.

- (a) Sodium cyanide, NaCN, can be reacted with many organic compounds to increase the length of a carbon chain.
- (i) 1-Chloropropane,  $\text{CH}_3\text{CH}_2\text{CH}_2\text{Cl}$ , reacts with ethanolic sodium cyanide by nucleophilic substitution.

Outline the mechanism for this reaction.

Include curly arrows, relevant dipoles and the structure of the organic product.

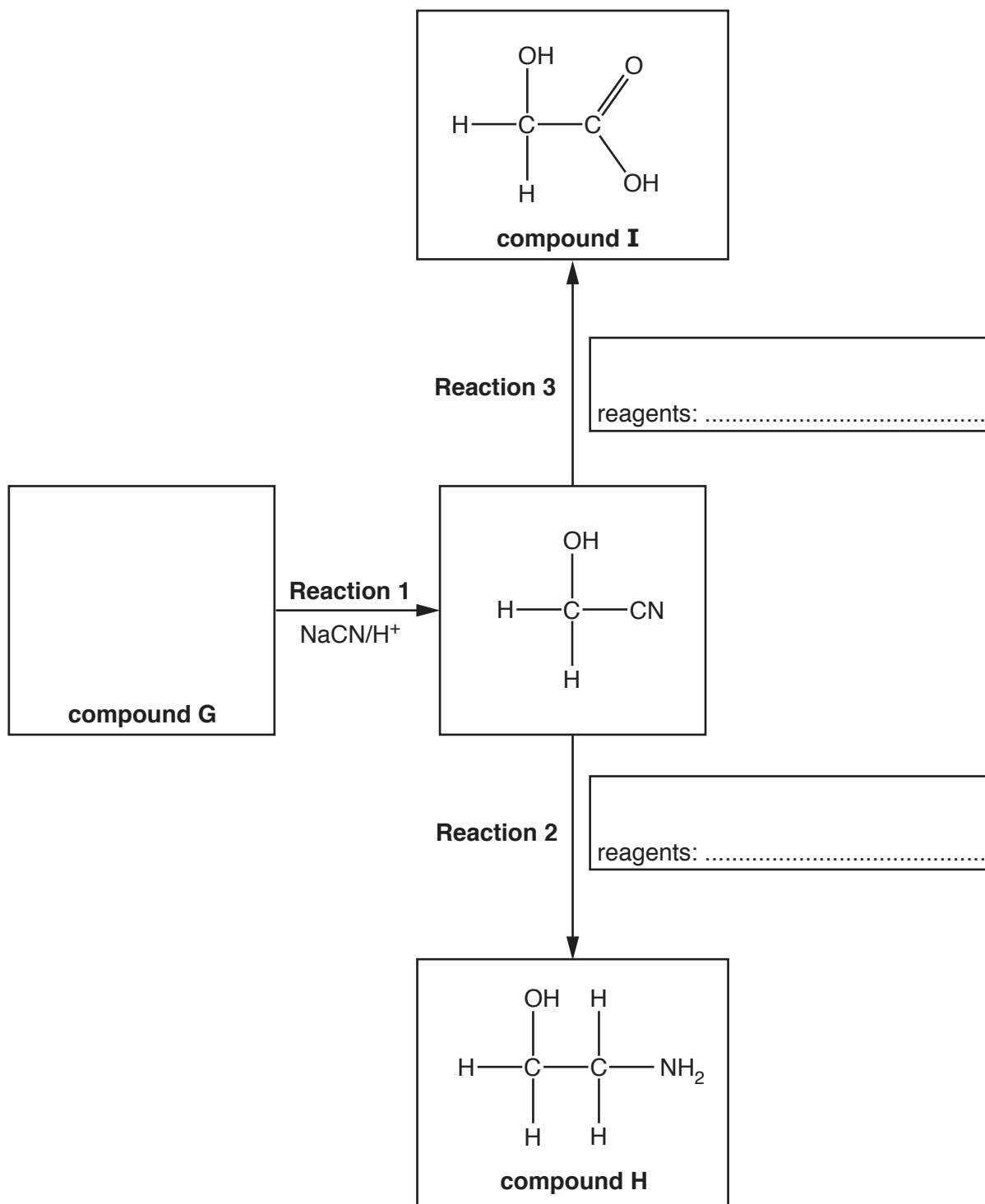
[3]

**19**  
**BLANK PAGE**

**PLEASE DO NOT WRITE ON THIS PAGE**

(ii) Compound **G** is used to synthesise compounds **H** and **I** as shown in the flowchart below.

Complete the flowchart showing the structure of compound **G** and the **formulae** of the reagents for **Reaction 2** and **Reaction 3**.



[3]

(iii) Compound **H** reacts with dilute hydrochloric acid to form a salt.

Explain why compound **H** can react with dilute hydrochloric acid and suggest a structure for the salt formed.

Explanation .....

.....

.....

.....

Structure

[2]

(iv) Compound **I** is the monomer for the biodegradable polymer **J**.

Draw **two** repeat units of polymer **J** and suggest a reason why it is biodegradable.

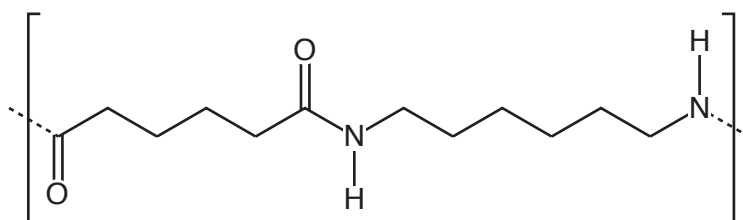
.....

.....

.....

..... [3]

(b) The repeat unit of Nylon 6,6 is shown below.



**Nylon 6,6**

(i) Draw the structures of **two** monomers that can be used to form Nylon 6,6.

[2]

(ii) A sample of Nylon 6,6 has a relative molecular mass of 21500.

Estimate the number of repeat units in the sample.

Give your answer as a **whole** number.

number of repeat units = ..... [1]

19 This question is about alcohols.

- (a) Construct an equation for the complete combustion of an unsaturated alcohol with 5 carbon atoms.

..... [1]

- (b) Many alcohols, including ethanol, are soluble in water.

- (i) Explain, with the aid of a diagram, why ethanol is soluble in water.

Include relevant dipoles and lone pairs.

.....  
 .....  
 ..... [2]

- (ii) The solubility of hexan-1-ol and hexane-1,6-diol in water is shown below in **Table 19.1**.

Alcohol	Solubility in water / g dm <sup>-3</sup>
hexan-1-ol	5.9
hexane-1,6-diol	500

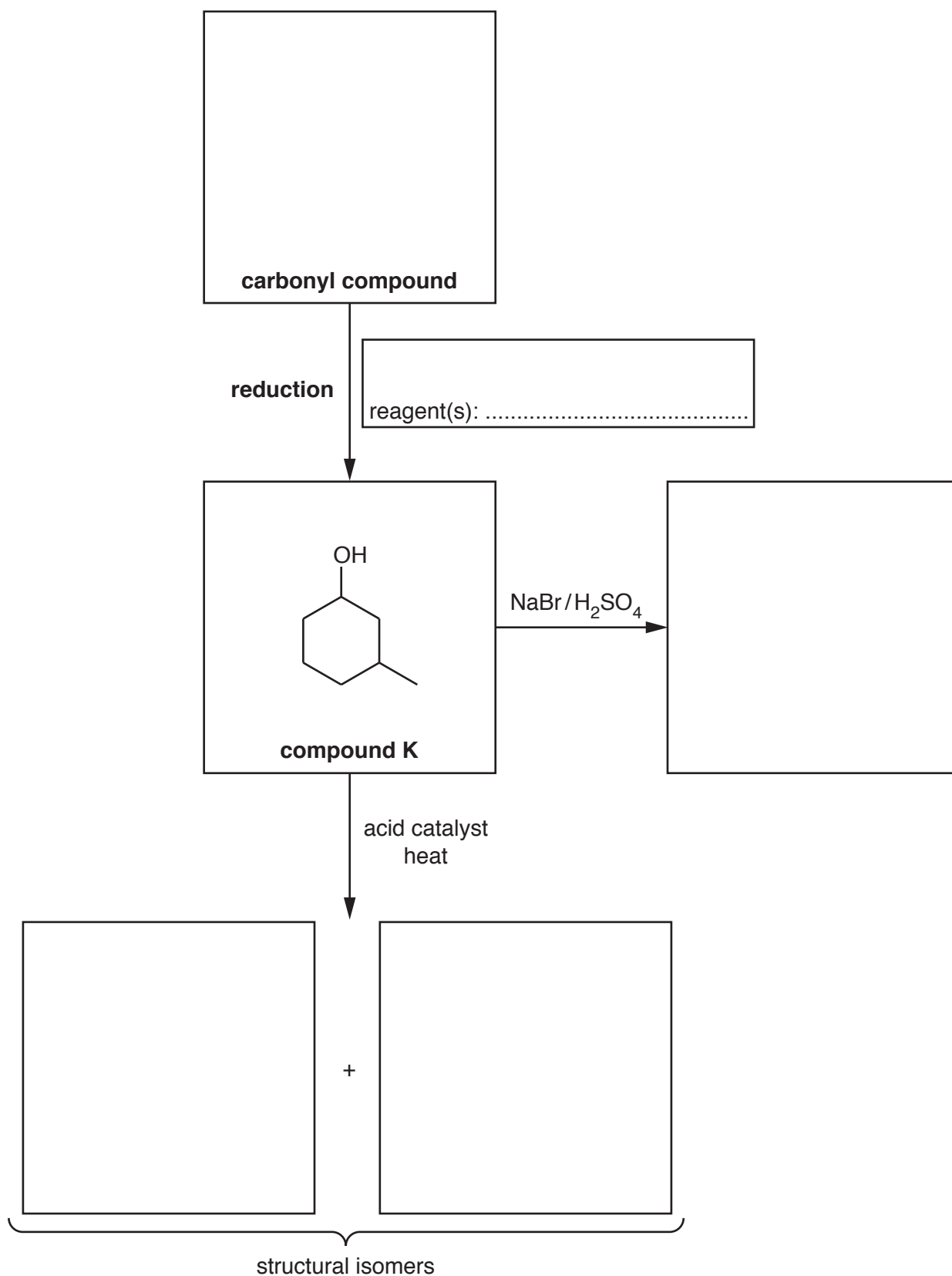
**Table 19.1**

Explain the difference in solubility of hexan-1-ol and hexane-1,6-diol.

.....  
 .....  
 .....  
 .....  
 ..... [1]

(c) Alcohols are important in organic synthesis and can be formed by the reduction of carbonyl compounds.

(i) Complete the flowchart by filling in each box.



[5]



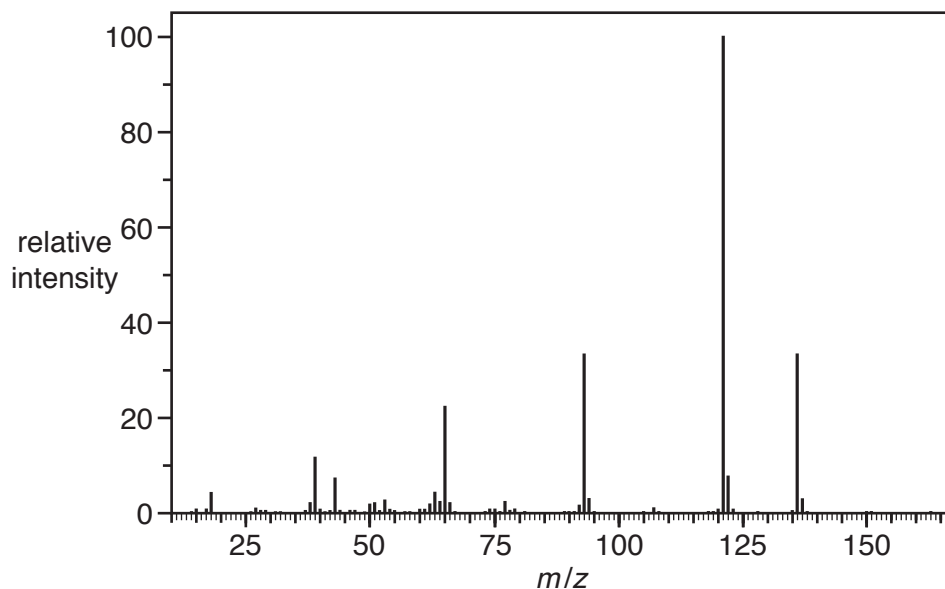


20 A chemist analyses a naturally occurring aromatic compound.

(a) The percentage composition and mass spectrum of the compound are shown below.

**Percentage composition by mass:** C, 70.58%; H, 5.92%; O, 23.50%.

**Mass spectrum**



Determine the molecular formula of the compound.

Show your working.

molecular formula = ..... [3]

(b) Qualitative tests are carried out on the aromatic compound. The results are shown below.

Test	Acidity	Na <sub>2</sub> CO <sub>3</sub> (aq)	2,4-DNP	Tollens' reagent
Observation	pH = 5	No observable change	Orange precipitate	No observable change

Determine the functional groups in the compound. Explain your reasoning.

Functional groups .....

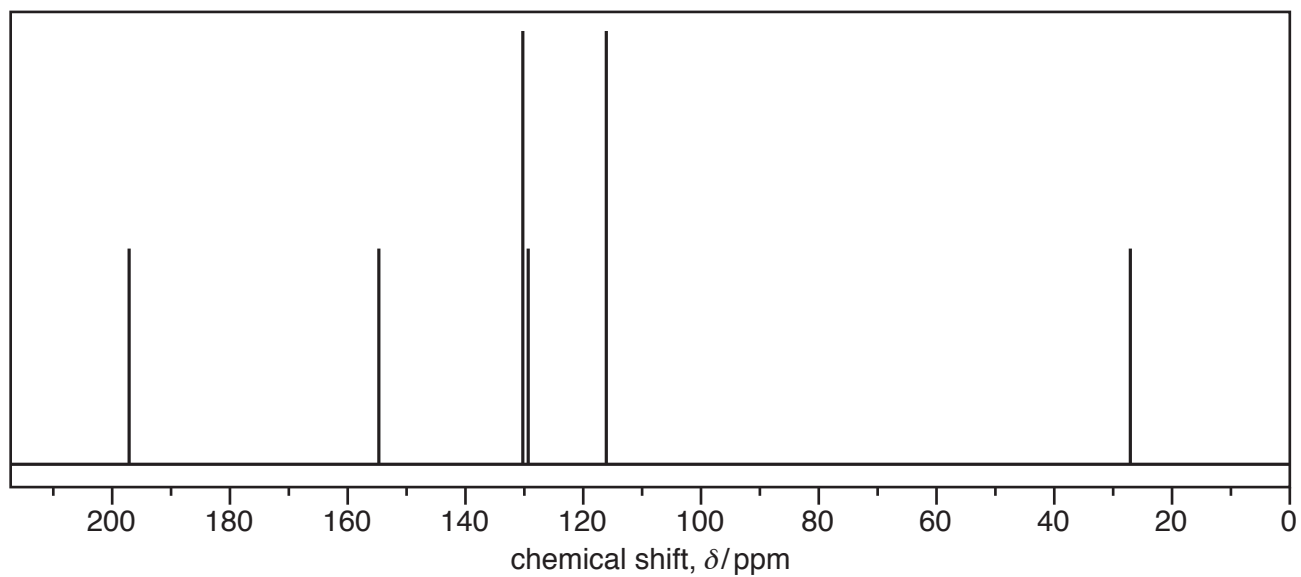
Explanation .....

.....

.....

..... [3]

(c) The carbon-13 NMR spectrum of the compound is shown below.



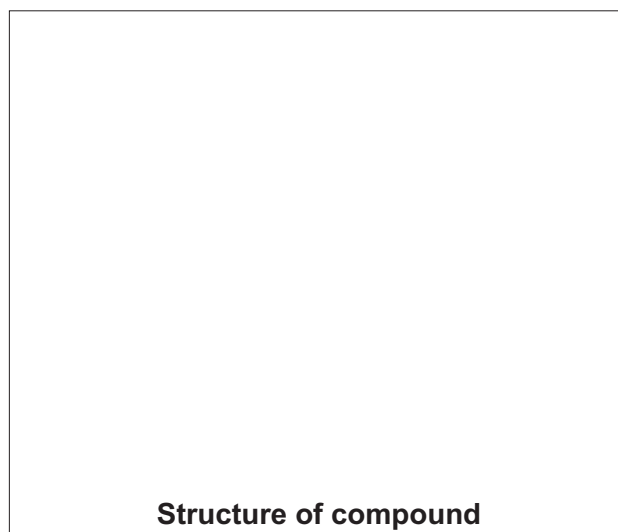
Using the spectrum and the results from (a) and (b), determine the structure of the compound. Explain your reasoning.

.....

.....

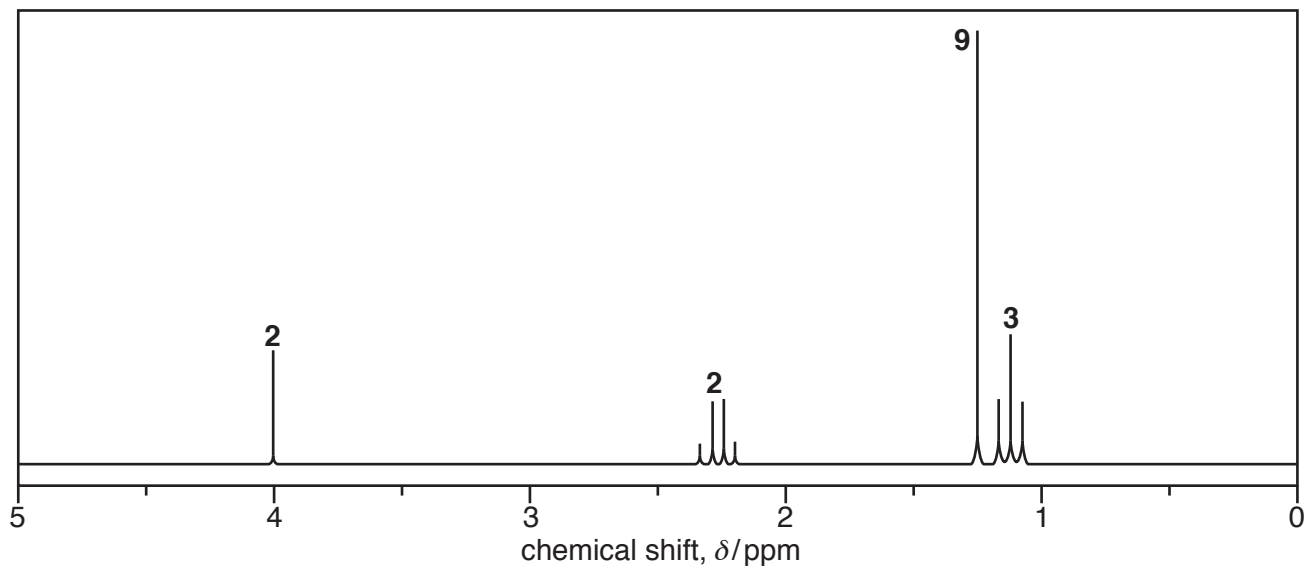
.....

.....



[3]

- 21\* Compound **L** is an organic compound containing carbon, hydrogen and oxygen only. The  $^1\text{H}$  NMR spectrum of compound **L** is shown below. The numbers by the peaks are the relative peak areas.



Compound **L** is refluxed with aqueous hydrochloric acid, forming two organic compounds **M** and **N**. The infrared spectra of **M** and **N** are shown below.

#### Infrared spectrum of **M**

Item removed due to third party copyright restrictions.



**ADDITIONAL ANSWER SPACE**

If additional space is required, you should use the following lined page(s). The question number(s) must be clearly shown in the margin(s).

This section of the page is a large, empty area of lined paper. It features a vertical solid line on the left side, creating a margin. The rest of the page is filled with horizontal dotted lines, providing space for writing answers. The lines are evenly spaced and extend across the width of the page.



A large rectangular area with a solid vertical line on the left side and horizontal dotted lines extending across the page, providing a grid for writing answers.



**Copyright Information**

OCR is committed to seeking permission to reproduce all third-party content that it uses in its assessment materials. OCR has attempted to identify and contact all copyright holders whose work is used in this paper. To avoid the issue of disclosure of answer-related information to candidates, all copyright acknowledgements are reproduced in the OCR Copyright Acknowledgements Booklet. This is produced for each series of examinations and is freely available to download from our public website ([www.ocr.org.uk](http://www.ocr.org.uk)) after the live examination series.

If OCR has unwittingly failed to correctly acknowledge or clear any third-party content in this assessment material, OCR will be happy to correct its mistake at the earliest possible opportunity.

For queries or further information please contact the Copyright Team, First Floor, 9 Hills Road, Cambridge CB2 1GE.

OCR is part of the Cambridge Assessment Group; Cambridge Assessment is the brand name of University of Cambridge Local Examinations Syndicate (UCLES), which is itself a department of the University of Cambridge.