

Write your name here

Surname

Other names

Pearson Edexcel
Level 3 GCE

Centre Number

--	--	--	--	--	--

Candidate Number

--	--	--	--	--

Chemistry

Advanced

**Paper 2: Advanced Organic and Physical
Chemistry**

Tuesday 12 June 2018 – Afternoon

Time: 1 hour 45 minutes

Paper Reference

9CH0/02

**Candidates must have: Data Booklet
Scientific calculator
Ruler**

Total Marks

Instructions

- Use **black** ink or **black** ball-point pen.
- **Fill in the boxes** at the top of this page with your name, centre number and candidate number.
- Answer **all** questions.
- Answer the questions in the spaces provided – *there may be more space than you need.*

Information

- The total mark for this paper is 90.
- The marks for **each** question are shown in brackets – *use this as a guide as to how much time to spend on each question.*
- For the question marked with an asterisk (*), marks will be awarded for your ability to structure your answer logically showing the points that you make are related or follow on from each other where appropriate.
- A Periodic Table is printed on the back cover of this paper.

Advice

- Read each question carefully before you start to answer it.
- Check your answers if you have time at the end.
- Show all your working in calculations and include units where appropriate.

Turn over ►

P52293A

©2018 Pearson Education Ltd.

5/4/5/5/2/1/



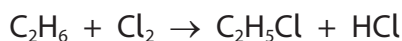
Pearson

Answer ALL questions.

Some questions must be answered with a cross in a box ☒.
If you change your mind about an answer, put a line through the box ☒
and then mark your new answer with a cross ☒.

1 This question is about alkanes.

(a) The reaction of ethane and chlorine in UV radiation produces chloroethane.



This reaction is classified as

(1)


- A addition
- B elimination
- C initiation
- D substitution

(b) The black smoke produced from the incomplete combustion of alkane fuels is

(1)

- A carbon particulates
- B oxides of nitrogen
- C oxides of sulfur
- D unburnt hydrocarbons

(c) A reaction of hexane is shown below.



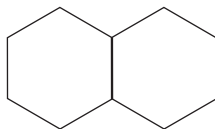
This is **best** described as

(1)

- A elimination
- B hydrogenation
- C isomerisation
- D reforming



(d) The skeletal formula of decalin is



The molecular formula of decalin is

(1)

- A $C_{10}H_{22}$
- B $C_{10}H_{20}$
- C $C_{10}H_{18}$
- D $C_{10}H_{16}$

(Total for Question 1 = 4 marks)

DO NOT WRITE IN THIS AREA

DO NOT WRITE IN THIS AREA

DO NOT WRITE IN THIS AREA



2 This question is about how catalysts work.

(a) Gaseous reactants attach to the catalytic surface by the process of

(1)

- A absorption
- B activation
- C adsorption
- D desorption

(b) Catalytic converters of car exhaust systems have internal honeycomb structures as shown.



Explain why the honeycomb structure is used in a car exhaust system.

(2)

.....

.....

.....

.....

.....

.....

.....

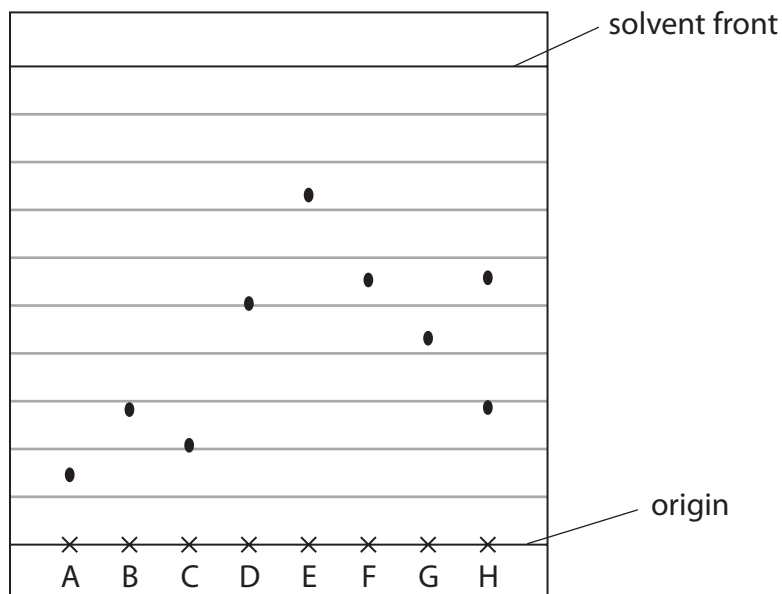
(Total for Question 2 = 3 marks)



3 Chromatography is a technique used to separate the components of a mixture.

(a) A sample of a tripeptide was hydrolysed and then placed on a thin layer chromatography (TLC) plate. Samples of possible amino acids present were also placed on the TLC plate for reference.

A simplified diagram of the developed TLC plate is shown.



A – Lysine	B – Serine	C – Histidine	D – Tyrosine
E – Isoleucine	F – Methionine	G – Proline	H – Hydrolysed tripeptide

(i) Calculate the R_f value for the amino acid lysine.
Give your answer to an appropriate number of significant figures.

(1)

(ii) Identify by **name** the two amino acids present in the tripeptide, giving a reason for the lack of a third spot.

(3)

.....

.....

.....

.....

.....

.....



(iii) Give **two** reasons why different amino acids have different R_f values.

(2)

.....

.....

.....

.....

(iv) In chromatography, a 'locating' reagent is often used when the components in a mixture are colourless.

Which reagent is used to locate the amino acid spots?

(1)

- A iodine
- B methyl orange
- C ninhydrin
- D phenolphthalein

(b) Gas chromatography can be used both to separate the components in a mixture and to determine the amount of each present.

(i) State why argon and nitrogen are suitable carrier gases for gas chromatography.

(1)

.....

.....

.....

DO NOT WRITE IN THIS AREA

DO NOT WRITE IN THIS AREA

DO NOT WRITE IN THIS AREA

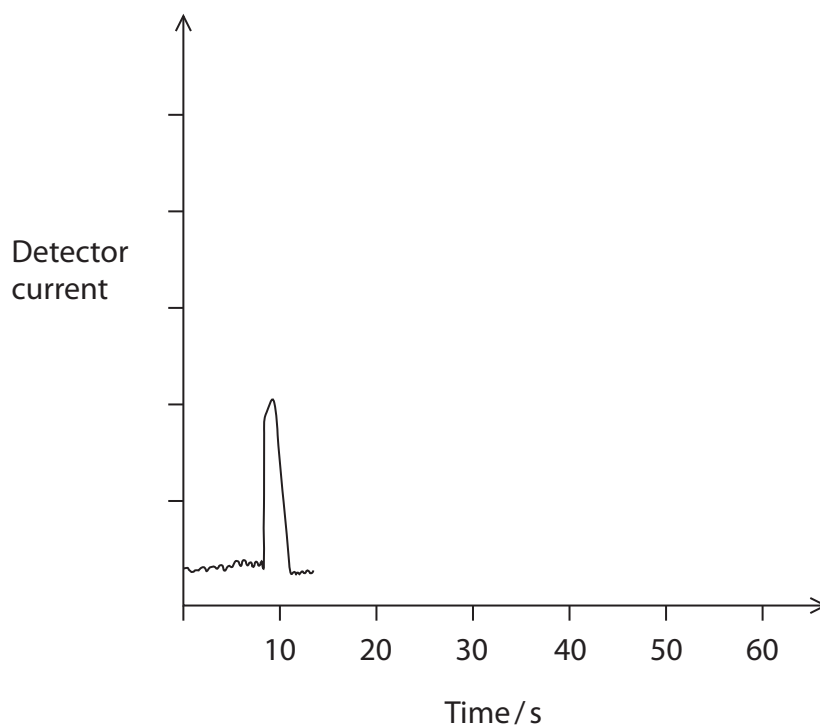


- (ii) A mixture containing one part substance **X**, two parts substance **Y** and one part substance **Z** was separated by gas chromatography.

Substance **X** has a retention time of 10 seconds, substance **Y** of 15 seconds and substance **Z** of 40 seconds.

Complete the sketch of this chromatogram.

(3)



(Total for Question 3 = 11 marks)

DO NOT WRITE IN THIS AREA

DO NOT WRITE IN THIS AREA

DO NOT WRITE IN THIS AREA



4 Many vehicles are fitted with airbags which provide a gas-filled safety cushion to protect the occupant of the vehicle if there is a crash.

(a) The first reaction in airbags is the thermal decomposition of sodium azide, NaN_3 , to form sodium and nitrogen gas.

(i) Write the equation for this decomposition of sodium azide.
State symbols are not required.

(1)

(ii) In the reaction in (a)(i), a typical airbag is inflated by about 67 dm^3 of gas. Calculate the **minimum mass** of sodium azide, in grams, needed to produce this volume of gas. Use the Ideal Gas Equation and give your answer to an appropriate number of significant figures.

For the purpose of this calculation, assume that the temperature is 300°C and the pressure is $140\,000 \text{ Pa}$.

(4)



DO NOT WRITE IN THIS AREA

DO NOT WRITE IN THIS AREA

DO NOT WRITE IN THIS AREA

(b) The second reaction in the airbag is between the sodium produced in the reaction (a)(i) and potassium nitrate.



Balance the above equation, justifying your answer in terms of the changes in oxidation numbers.

(3)

.....

.....

(c) The third reaction in the airbag is between the metal oxides and silicon dioxide.

State the type of reaction taking place and justify why this reaction is necessary.

(3)

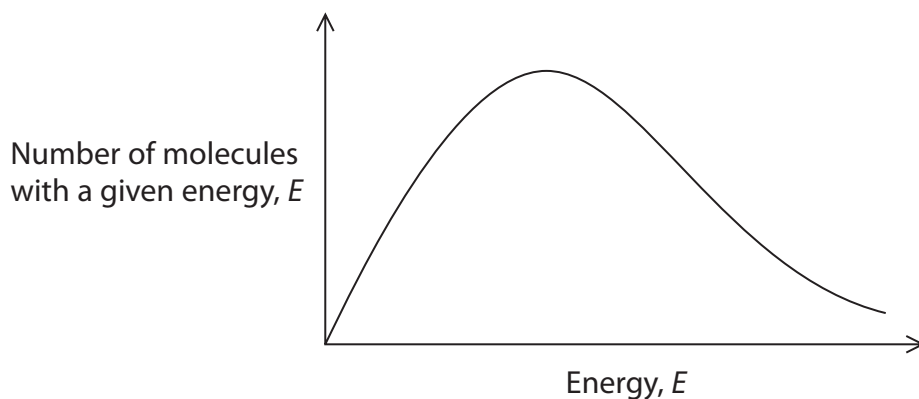
.....

.....

.....

.....

(d) The Maxwell-Boltzmann distribution diagram shows the molecular energies for the gaseous system immediately after the airbag has been deployed.



What is the change in shape of the curve when the airbag **cools**?

(1)

- A the peak would shift to the left and be higher
- B the peak would shift to the left and be lower
- C the peak would shift to the right and be higher
- D the peak would shift to the right and be lower

(Total for Question 4 = 12 marks)



P 5 2 2 9 3 A 0 9 2 4

5 Some alcohols can be oxidised by acidified sodium dichromate(VI), $\text{Na}_2\text{Cr}_2\text{O}_7$.

- (a) Balance the ionic half-equation for the reduction of the dichromate(VI) ion.
Give the colours of all of the species involved, or state colourless if appropriate.

(2)

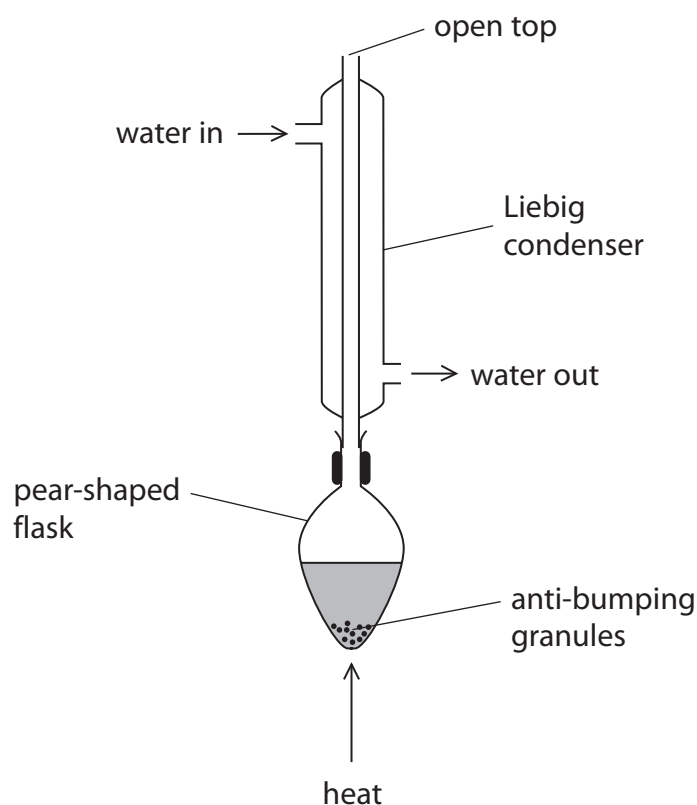


Colour

- (b) Reflux apparatus can be used to carry out the oxidation of alcohols.

- (i) This Liebig condenser has been set up incorrectly. Add shading to the diagram to show the water in the condenser, illustrating the effect of the incorrect water flow.

(1)



- (ii) State how the granules prevent bumping.

(1)

.....

.....

.....

.....

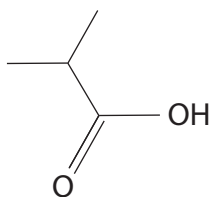


DO NOT WRITE IN THIS AREA

DO NOT WRITE IN THIS AREA

DO NOT WRITE IN THIS AREA

(c) The carboxylic acid shown can be produced by oxidation of an alcohol under reflux.



Which alcohol would be oxidised under reflux to produce this carboxylic acid?

(1)

- A 1,1-dimethylethanol
- B 2-methylpropan-1-ol
- C 2-methylbutan-1-ol
- D propan-2-ol

(d) Using the apparatus for distillation instead of reflux is not an efficient way to produce ethanoic acid from ethanol. Explain why.

(2)

.....

.....

.....

.....

.....

.....

.....

(Total for Question 5 = 7 marks)



P 5 2 2 9 3 A 0 1 1 2 4

6 This is a question about the hydrolysis of halogenoalkanes.

(a) Devise an experiment, giving outline details only, that would enable the relative rates of hydrolysis of halogenoalkanes to be compared.

(5)

.....

.....

.....

.....

.....

.....

.....

.....

.....

.....

.....

.....

.....

.....

.....

.....

.....

.....

.....

.....

.....

.....

.....

.....

.....

(b) Explain the trend in the rates of hydrolysis of 1-chlorobutane, 1-bromobutane and 1-iodobutane.

(2)

.....

.....

.....

.....

.....

.....

.....

.....

.....

.....

.....

.....

.....

.....

.....

.....

.....

.....

.....

.....

.....

.....

.....

.....



DO NOT WRITE IN THIS AREA

DO NOT WRITE IN THIS AREA

DO NOT WRITE IN THIS AREA

(c) The product of the hydrolysis of 2-bromobutane is butan-2-ol. Both molecules are chiral.

State what is meant by the term chiral, using three-dimensional diagrams of the enantiomers of butan-2-ol to illustrate your answer.

(3)

.....

.....

.....

.....

.....

.....



***(d)** Compare and contrast the mechanism of hydrolysis, using aqueous potassium hydroxide, of the primary halogenoalkane, RCH_2X , with that of the tertiary halogenoalkane, R_3CX . Include diagrams of any intermediate or transition state.

Curly arrows are not required.

(6)

DO NOT WRITE IN THIS AREA

DO NOT WRITE IN THIS AREA

DO NOT WRITE IN THIS AREA



DO NOT WRITE IN THIS AREA

DO NOT WRITE IN THIS AREA

DO NOT WRITE IN THIS AREA

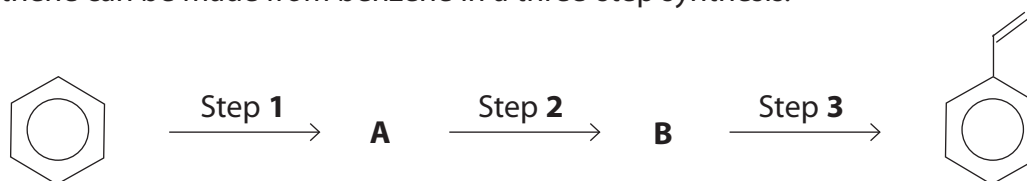
Large empty area with horizontal dotted lines for writing.

(Total for Question 6 = 16 marks)



P 5 2 2 9 3 A 0 1 5 2 4

- 7 Phenylethene, commonly known as styrene, is an important substance in the production of polystyrene which is used for some types of plastic packaging. Phenylethene can be made from benzene in a three-step synthesis.



- (a) Some of the following compounds can be used to make phenylethene from benzene.

Aluminium chloride	Chloroethane	Ethanal	Ethanol
Ethanoic acid	Ethanoyl chloride	Ethene	Ether
Hydrochloric acid, concentrated	Lithium tetrahydridoaluminate(III)	Phosphoric acid, concentrated	Sulfuric acid, concentrated

Selecting **only** from these compounds, devise a synthetic pathway for converting benzene into phenylethene, clearly identifying compounds **A** and **B** and stating the appropriate conditions for each step.

(5)



(b) Which reagent could produce a diol from phenylethene?

(1)

- A acidified potassium dichromate(VI)
- B acidified potassium manganate(VII)
- C aqueous sodium hydroxide
- D steam

(c) Draw a section of the polymer, polystyrene, showing **two** repeat units.

(1)



(d) Give one advantage and one disadvantage of the disposal of polystyrene by incineration.

(2)

.....

.....

.....

.....

.....

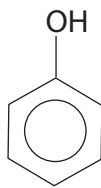
(e) Calculate the percentage by mass of carbon in phenylethene, giving your answer to an appropriate number of significant figures.

(2)

(Total for Question 7 = 11 marks)



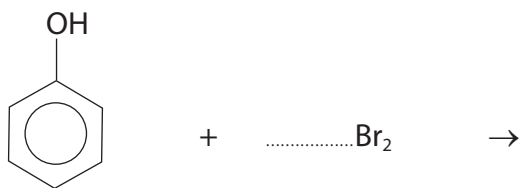
8 Phenol is a feedstock in the production of many organic molecules.



(a) Phenol reacts with bromine water.

(i) Complete the equation for the reaction of phenol with excess bromine water, using the **skeletal** formula of the organic product.

(2)



(ii) Compare and contrast the bromination of phenol with the bromination of benzene.

(3)

.....

.....

.....

.....

.....

.....

.....

.....

.....

.....

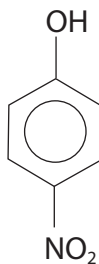
DO NOT WRITE IN THIS AREA

DO NOT WRITE IN THIS AREA

DO NOT WRITE IN THIS AREA

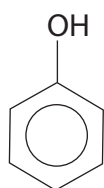


(b) Phenol can be nitrated to produce 4-nitrophenol.



- (i) The mechanisms of the nitration of phenol and of benzene are similar. Complete the diagram, using curly arrows, to show a possible mechanism for the reaction between the electrophile, NO_2^+ , and phenol to produce 4-nitrophenol.

(3)



- (ii) What is the mass, in grams, of 4-nitrophenol produced from 0.94 g of phenol if the yield of this isomer is 15%?

(1)

- A 0.14
- B 0.21
- C 0.68
- D 1.39

- (iii) Draw **two** structural isomers of 4-nitrophenol which have a benzene ring.

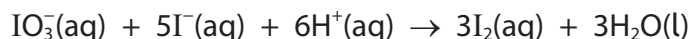
(1)

(Total for Question 8 = 10 marks)



9 This question is about the reaction kinetics of an 'iodine clock' reaction.

One example of an 'iodine clock' reaction that involves the iodate(V) ions and iodide ions in acidic solution is



- (a) State why the order of reaction with respect to iodide ions cannot be five, even though 5 mol of iodide ions are shown in the equation. (1)

.....

.....

.....

.....

- (b) A series of experiments was carried out by a student to determine the order of reaction with respect to iodate(V) ions. The concentrations of the iodide ions and the acid were in large excess and the volume of the iodate(V) solution was varied. The total volume of the reaction mixture was kept constant by the addition of suitable volumes of deionised water. The following results were obtained:

Experiment Number	1	2	3	4	5	6
Volume of iodate(V) solution / cm ³	10.0	7.0	5.0	3.0	2.0	1.0
Time (t) / s	180	260	357	606	900	800
(1000/t) / s ⁻¹	5.56				1.11	1.25

- (i) In experiment 6, the student forgot to add deionised water to keep the total volume the same for each experiment. State why the total volume should be kept the same. (1)

.....

.....


.....

.....



(ii) Complete the table and use the results from experiments 1, 2, 3, 4 and 5 to plot a graph of $1000/t$ against volume of iodate(V) ions.

(4)



(iii) Deduce the order of reaction with respect to the iodate(V) ions. Justify your answer.

(2)

.....

.....

.....

DO NOT WRITE IN THIS AREA

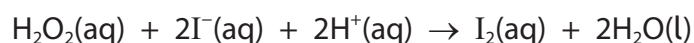
DO NOT WRITE IN THIS AREA

DO NOT WRITE IN THIS AREA



- (c) A different version of the 'iodine clock' reaction involves mixing hydrogen peroxide with aqueous solutions of potassium iodide, sodium thiosulfate and starch.

The main reaction is



The reaction is first order with respect to hydrogen peroxide and iodide ions but zero order with respect to hydrogen ions.

- (i) In one experiment, the following data were obtained:

Reactants	Initial concentration / mol dm ⁻³
H ₂ O ₂ (aq)	1.50 × 10 ⁻³
I ⁻ (aq)	2.10 × 10 ⁻³
H ⁺ (aq)	2.10 × 10 ⁻³

$$\text{Initial rate} = 1.24 \times 10^{-3} \text{ mol dm}^{-3} \text{ s}^{-1}$$

Write the rate equation and hence deduce the value of the rate constant, k , from these data. Include units and give your answer to an appropriate number of significant figures.

(2)

- (ii) Explain the purpose of the starch present in the reaction mixture when starch is neither in the rate equation, nor in the reaction equation.

(2)

.....

.....

.....

.....

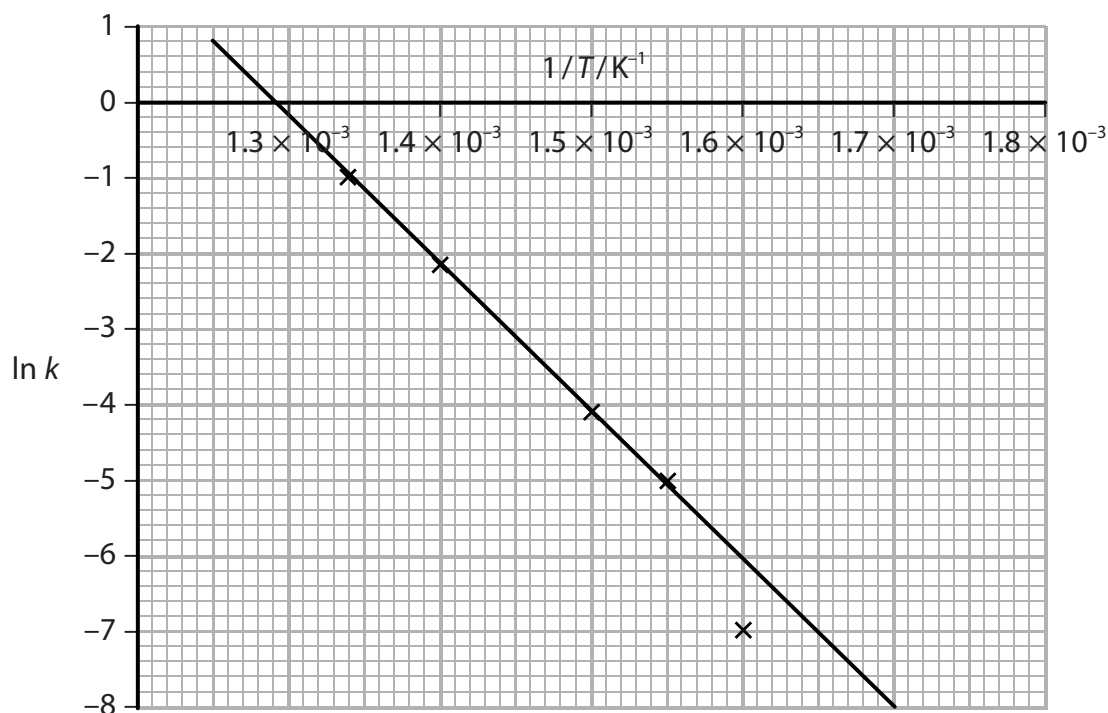


DO NOT WRITE IN THIS AREA

DO NOT WRITE IN THIS AREA

DO NOT WRITE IN THIS AREA

- (d) Another 'iodine clock' reaction produced data that enabled the following graph of $\ln k$ against $1/T$ to be drawn.



- (i) The Arrhenius equation can be expressed as

$$\ln k = -\frac{E_a}{R} \times \left[\frac{1}{T} \right] + \text{constant}$$

From the gradient of the graph, determine the activation energy, E_a , for this reaction.

Include a sign and units in your answer.

(3)

- (ii) Give a reason for the point at $\ln k = -7$ **not** being included in the line drawn on the graph.

(1)

(Total for Question 9 = 16 marks)

TOTAL FOR PAPER = 90 MARKS



The Periodic Table of Elements

	1	2	(3)	(4)	(5)	(6)	(7)	(8)	(9)	(10)	(11)	(12)	(13)	(14)	(15)	(16)	(17)	0 (8)
	6.9 Li lithium 3	9.0 Be beryllium 4						1.0 H hydrogen 1					10.8 B boron 5	12.0 C carbon 6	14.0 N nitrogen 7	16.0 O oxygen 8	19.0 F fluorine 9	4.0 He helium 2
	23.0 Na sodium 11	24.3 Mg magnesium 12											27.0 Al aluminium 13	28.1 Si silicon 14	31.0 P phosphorus 15	32.1 S sulfur 16	35.5 Cl chlorine 17	39.9 Ar argon 18
	39.1 K potassium 19	40.1 Ca calcium 20	45.0 Sc scandium 21	47.9 Ti titanium 22	50.9 V vanadium 23	52.0 Cr chromium 24	54.9 Mn manganese 25	55.8 Fe iron 26	58.9 Co cobalt 27	58.7 Ni nickel 28	63.5 Cu copper 29	65.4 Zn zinc 30	69.7 Ga gallium 31	72.6 Ge germanium 32	74.9 As arsenic 33	79.0 Se selenium 34	79.9 Br bromine 35	83.8 Kr krypton 36
	85.5 Rb rubidium 37	87.6 Sr strontium 38	88.9 Y yttrium 39	91.2 Zr zirconium 40	92.9 Nb niobium 41	95.9 Mo molybdenum 42	[98] Tc technetium 43	101.1 Ru ruthenium 44	102.9 Rh rhodium 45	106.4 Pd palladium 46	107.9 Ag silver 47	112.4 Cd cadmium 48	114.8 In indium 49	118.7 Sn tin 50	121.8 Sb antimony 51	127.6 Te tellurium 52	126.9 I iodine 53	131.3 Xe xenon 54
	132.9 Cs caesium 55	137.3 Ba barium 56	138.9 La* lanthanum 57	178.5 Hf hafnium 72	180.9 Ta tantalum 73	183.8 W tungsten 74	186.2 Re rhenium 75	190.2 Os osmium 76	192.2 Ir iridium 77	195.1 Pt platinum 78	197.0 Au gold 79	200.6 Hg mercury 80	204.4 Tl thallium 81	207.2 Pb lead 82	209.0 Bi bismuth 83	[209] Po polonium 84	[210] At astatine 85	[222] Rn radon 86
	[223] Fr francium 87	[226] Ra radium 88	[227] Ac* actinium 89	[261] Rf rutherfordium 104	[262] Db dubnium 105	[266] Sg seaborgium 106	[264] Bh bohrium 107	[277] Hs hassium 108	[268] Mt meitnerium 109	[271] Ds darmstadtium 110	[272] Rg roentgenium 111	Elements with atomic numbers 112-116 have been reported but not fully authenticated						
	140 Ce cerium 58	141 Pr praseodymium 59	144 Nd neodymium 60	147 Pm promethium 61	150 Sm samarium 62	152 Eu europium 63	157 Gd gadolinium 64	159 Tb terbium 65	163 Dy dysprosium 66	165 Ho holmium 67	167 Er erbium 68	173 Yb ytterbium 70	175 Lu lutetium 71					
	232 Th thorium 90	[231] Pa protactinium 91	238 U uranium 92	[237] Np neptunium 93	[242] Pu plutonium 94	[243] Am americium 95	[247] Cm curium 96	[245] Bk berkelium 97	[251] Cf californium 98	[254] Es einsteinium 99	[253] Fm fermium 100	[256] Md mendelevium 101	[254] No nobelium 102	[257] Lr lawrencium 103				

Key

relative atomic mass

atomic symbol

name

atomic (proton) number

* Lanthanide series

* Actinide series

