

Please write clearly in block capitals.

Centre number

--	--	--	--	--

Candidate number

--	--	--	--

Surname

Forename(s)

Candidate signature

GCSE CHEMISTRY

F

Foundation Tier Paper 1

Thursday 16 May 2019

Morning

Time allowed: 1 hour 45 minutes

Materials

For this paper you must have:

- a ruler
- a scientific calculator
- the periodic table (enclosed).

Instructions

- Use black ink or black ball-point pen.
- Fill in the boxes at the top of this page.
- Answer **all** questions in the spaces provided. Do not write outside the box around each page or on blank pages.
- Do all rough work in this book. Cross through any work you do not want to be marked.
- In all calculations, show clearly how you work out your answer.

Information

- The maximum mark for this paper is 100.
- The marks for questions are shown in brackets.
- You are expected to use a calculator where appropriate.
- You are reminded of the need for good English and clear presentation in your answers.

For Examiner's Use

Question	Mark
1	
2	
3	
4	
5	
6	
7	
8	
9	
10	
TOTAL	



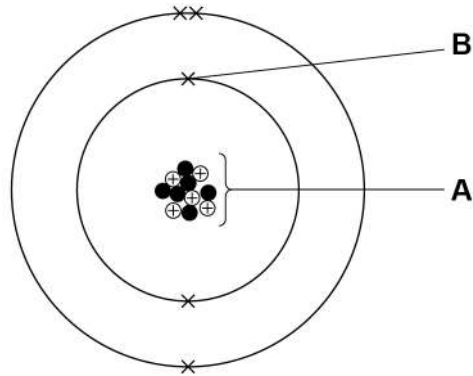
Answer **all** questions in the spaces provided.

0 1

This question is about atomic structure.

Figure 1 represents an atom of element **Z**.

Figure 1



0 1 . 1

Name the parts of the atom labelled **A** and **B**.

Choose answers from the box.

[2 marks]

electron	neutron	nucleus	proton
----------	---------	---------	--------

A _____

B _____



0 1 . 2 Which particle has the lowest mass?

Choose the answer from the box.

[1 mark]

electron	neutron	nucleus	proton
----------	---------	---------	--------

0 1 . 3 Which group of the periodic table contains element Z?

Use **Figure 1**.

[1 mark]

Group _____

0 1 . 4 Give the atomic number and the mass number of element Z.

Use **Figure 1**.

Choose answers from the box.

[2 marks]

1	5	6	11	16
---	---	---	----	----

Atomic number _____

Mass number _____

Question 1 continues on the next page

Turn over ►



Bromine has two different types of atom.

The atoms have a different number of neutrons but the same number of protons.

0 1 . 5 What is the name for this type of atom?

[1 mark]

Tick (✓) **one** box.

Compound

Ion

Isotope

Molecule

0 1 . 6 The different types of bromine atom can be represented as ${}^{79}_{35}\text{Br}$ and ${}^{81}_{35}\text{Br}$

The relative atomic mass (A_r) of bromine is 80

Which statement is true about the number of each type of atom in bromine?

[1 mark]

Tick (✓) **one** box.

There are fewer ${}^{79}_{35}\text{Br}$ atoms than ${}^{81}_{35}\text{Br}$ atoms.

There are more ${}^{79}_{35}\text{Br}$ atoms than ${}^{81}_{35}\text{Br}$ atoms.

There are the same number of ${}^{79}_{35}\text{Br}$ atoms and ${}^{81}_{35}\text{Br}$ atoms.



0 2

This question is about compounds of oxygen and hydrogen.

Figure 2 represents the structure of hydrogen peroxide.

Figure 2

**0 2 . 1**

What is the correct formula of hydrogen peroxide?

[1 mark]

Tick (✓) **one** box.

H₂O₂HO₂H²O²H₂O₂**0 2 . 2**

Which type of bonding is shown in **Figure 2**?

[1 mark]

Tick (✓) **one** box.

Covalent

Ionic

Metallic

Turn over ►

0 2 . 3 Hydrogen peroxide decomposes in the presence of a catalyst.

Which elements are often used as catalysts?

[1 mark]

Tick (✓) **one** box.

Alkali metals

Halogens

Transition metals

Figure 3 shows the reaction profile for the decomposition of hydrogen peroxide.

The word equation for this reaction is:

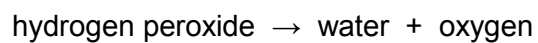
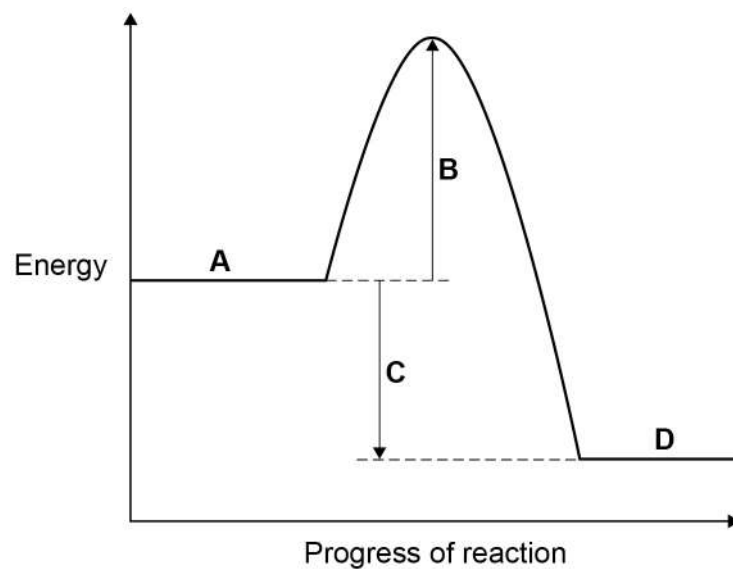


Figure 3



Labels **A**, **B**, **C** and **D** each represent a different part of the reaction profile.

Use **Figure 3** to answer Questions **02.4** and **02.5**

0 2 . 4 Which label shows the activation energy?

[1 mark]

Tick (✓) **one** box.

A

B

C

D

0 2 . 5 Which label shows the energy of hydrogen peroxide?

[1 mark]

Tick (✓) **one** box.

A

B

C

D

0 2 . 6 The decomposition of hydrogen peroxide gives out energy to the surroundings.

What type of reaction is this?

[1 mark]

Tick (✓) **one** box.

Displacement

Endothermic

Exothermic

Neutralisation

Question 2 continues on the next page

Turn over ►



0 2 . 7 Hydrogen and oxygen form water.

A hydrogen atom contains one electron.

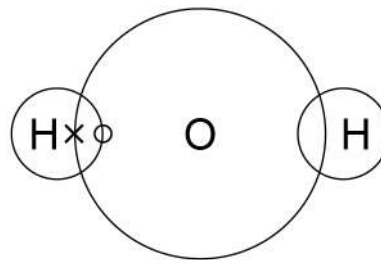
An oxygen atom contains six electrons in the outer shell.

Complete **Figure 4** to show a dot and cross diagram for a water molecule.

Show the outer electrons only.

[2 marks]

Figure 4



8



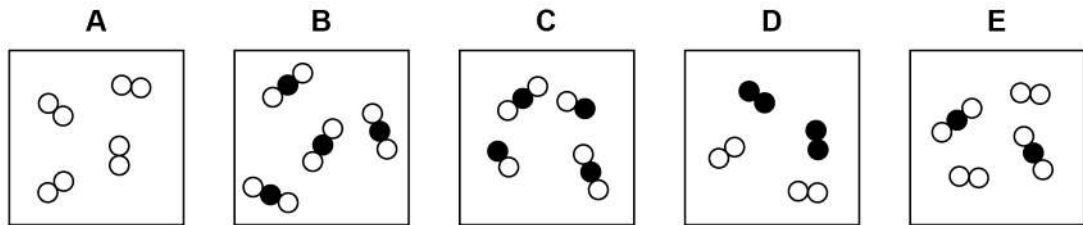
0 3

This question is about elements, compounds and mixtures.

Figure 5 shows five different substances, **A**, **B**, **C**, **D** and **E**.

○ and ● represent atoms of different elements.

Figure 5



Use **Figure 5** to answer Questions **03.1** to **03.3**

0 3 . 1

Which substance is only one compound?

[1 mark]

Tick (✓) **one** box.

A B C D E

0 3 . 2

Which substance is a mixture of elements?

[1 mark]

Tick (✓) **one** box.

A B C D E

0 3 . 3

Which substance is a mixture of an element and a compound?

[1 mark]

Tick (✓) **one** box.

A B C D E

Turn over ►



Substances are separated from a mixture using different methods.

0 3 . 4

Draw **one** line from each method of separation to the substance and mixture it would separate.

[2 marks]

Method of separation

Substance and mixture

chromatography

blue food colour from a
mixture of food colours

copper from an alloy of
copper and zinc

copper sulfate from
copper sulfate solution

crystallisation

ethanol from a mixture of
ethanol and water



0	3	.	5
---	---	---	---

Sand does not dissolve in water. A student separates a mixture of sand and water by filtration.

Draw a diagram of the apparatus the student could use.

You should label:

- where the sand is collected
- where the water is collected.

[3 marks]

Diagram

Question 3 continues on the next page

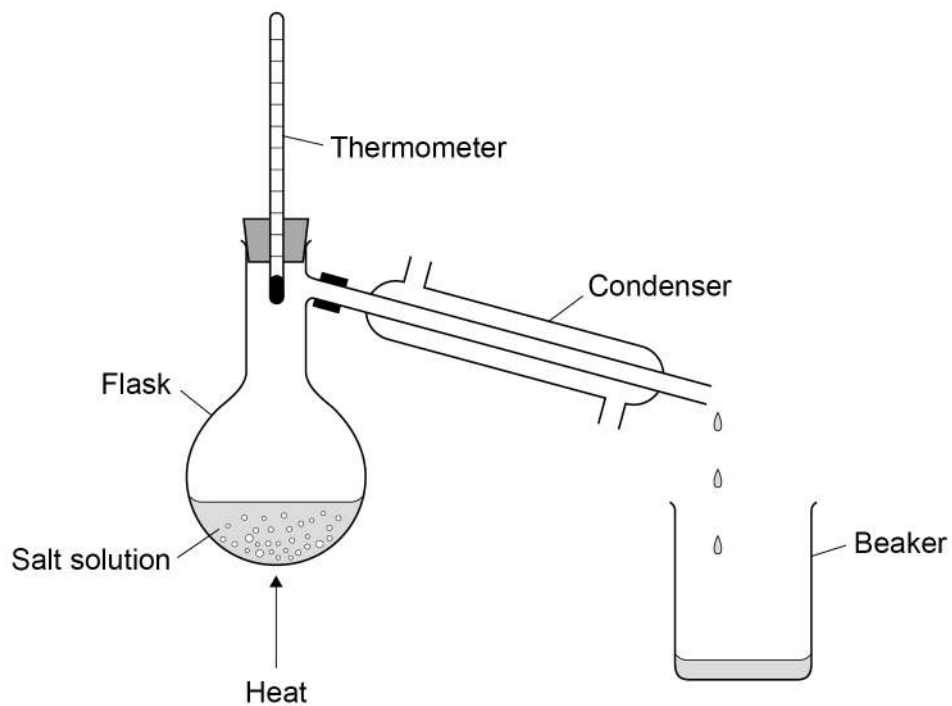
Turn over ►



0 3 . 6 A student distils a sample of salt solution to produce pure water.

Figure 6 shows the apparatus.

Figure 6



What temperature would you expect the thermometer to show?

[1 mark]

Tick (✓) **one** box.

0 °C

10 °C

50 °C

100 °C



0 3 . 7

Describe how the process of distillation shown in **Figure 6** produces pure water from salt solution.

[4 marks]

13

Turn over for the next question

Turn over ►

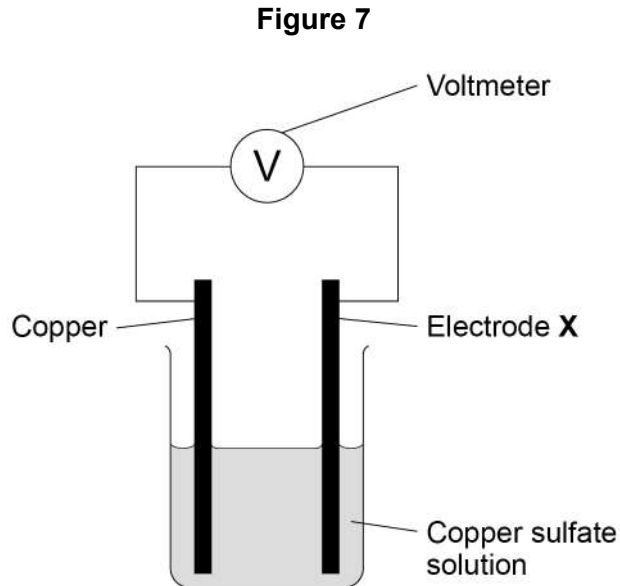


0 4

This question is about chemical cells and batteries.

A student investigated the voltage produced by different chemical cells.

Figure 7 shows the apparatus.



This is the method used.

1. Use cobalt metal as electrode **X**.
2. Record the cell voltage.
3. Repeat steps 1 and 2 using different metals as electrode **X**.

0 4 . 1

Suggest **two** variables the student should keep the same to make the investigation valid.

[2 marks]

1 _____

2 _____



Table 1 shows the student's results.

Table 1

Electrode X	Voltage of the cell in volts
cobalt	0.62
magnesium	2.71
zinc	1.10

0 4 . 2 Write the three metals used for electrode **X** in order of reactivity.

Use **Table 1**.

[1 mark]

Most reactive _____

Least reactive _____

0 4 . 3 Copper is used as electrode **X** in **Figure 7**.

Predict the voltage of this cell.

Give **one** reason for your answer.

[2 marks]

Voltage = _____ volts

Reason _____

Turn over ►



0 4 . 4 Describe how to make a 12 V battery using 1.5 V cells.

[2 marks]

0 4 . 5 Which is the most suitable use for a non-rechargeable cell?

[1 mark]

Tick (✓) **one** box.

Electric toy

Laptop computer

Mobile phone

0 4 . 6 Hydrogen fuel cells or rechargeable cells can be used to power electric vehicles.

Suggest **one** advantage and **one** disadvantage of using a hydrogen fuel cell compared with a rechargeable cell.

[2 marks]

Advantage of hydrogen fuel cell _____

Disadvantage of hydrogen fuel cell _____

10



Turn over for the next question

*Do not write
outside the
box*

**DO NOT WRITE ON THIS PAGE
ANSWER IN THE SPACES PROVIDED**

Turn over ►



0 5

A student investigated the reaction between lumps of calcium carbonate and dilute hydrochloric acid.

This is the method used.

1. Pour 100 cm³ of dilute hydrochloric acid into a conical flask.
2. Place the conical flask on a balance.
3. Add 2 g of calcium carbonate lumps to the conical flask.
4. Wait until the calcium carbonate stops reacting.
5. Record the decrease in mass of the conical flask and contents.
6. Repeat steps 1 to 5 three more times.

The equation for the reaction is:

**0 5****1**

What is the state symbol **X** in the equation?

[1 mark]

Tick (✓) **one** box.

aq g l s



Table 2 shows the student's results.

Table 2

	Result 1	Result 2	Result 3	Result 4
Decrease in mass of the conical flask and contents in g	0.84	0.79	0.86	0.47

0 5 . 2 Why does the mass of the conical flask and contents decrease during the reaction? **[1 mark]**

Tick (✓) **one** box.

A gas escapes.

A new solution is made.

The dilute hydrochloric acid is used up.

The calcium carbonate lumps decrease in size.

0 5 . 3 What is the range of the four results in **Table 2**? **[1 mark]**

From _____ g to _____ g

0 5 . 4 Calculate the mean decrease in mass of the conical flask and contents.

Do **not** include the anomalous result.

Use **Table 2**.

[2 marks]

Mean decrease in mass = _____ g

Turn over ►

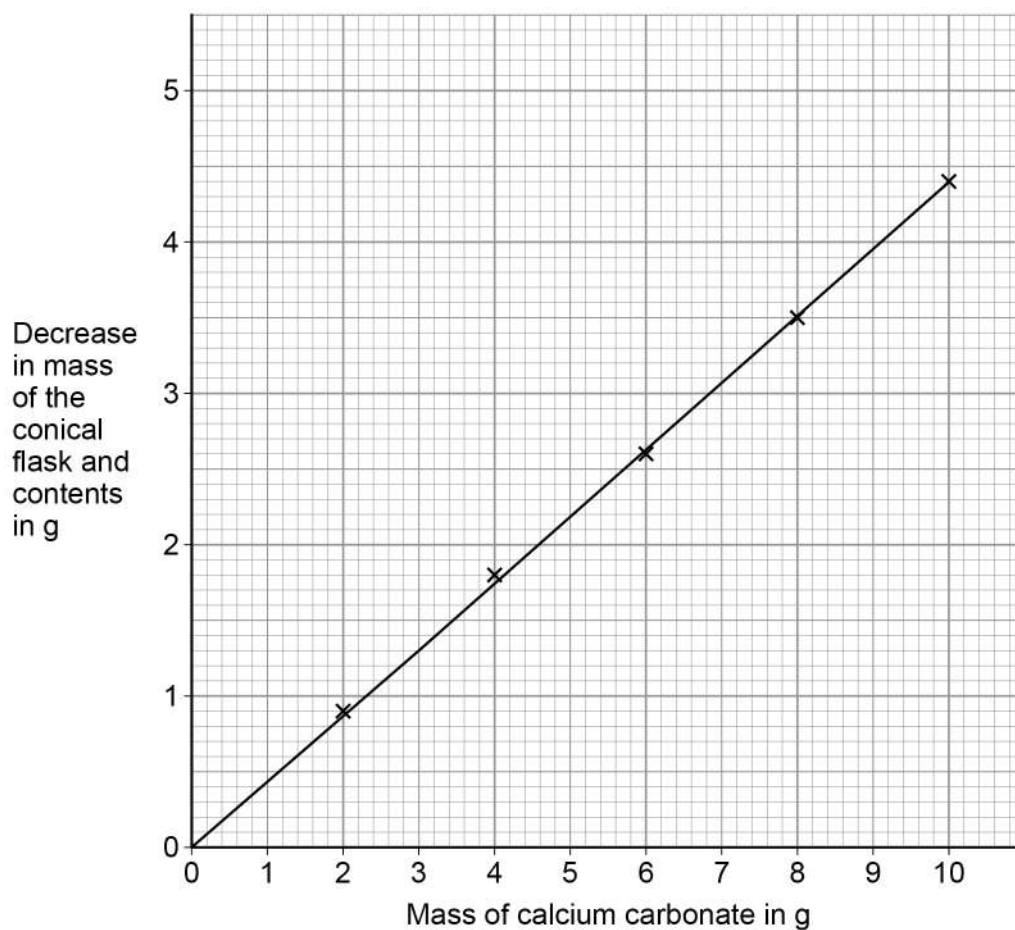


A teacher demonstrated the investigation.

The teacher used different masses of calcium carbonate.

Figure 8 shows the teacher's results.

Figure 8



0 5 . 5

What type of variable is the mass of calcium carbonate?

[1 mark]

Tick (✓) **one** box.

Control

Dependent

Independent



Use **Figure 8** to answer Questions **05.6** and **05.7**

0 5 . 6 Complete the sentence.

[1 mark]

As the mass of calcium carbonate used increases, the decrease in mass of the conical flask and contents _____.

0 5 . 7 What is the decrease in mass of the conical flask and contents when a 3 g sample of calcium carbonate is used?

[1 mark]

Decrease in mass = _____ g

8

Turn over for the next question

Turn over ►



0 6

This question is about the extraction of metals.

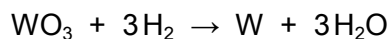
0 6 . 1

Tungsten is a metal.

The symbol of tungsten is W

Tungsten is produced from tungsten oxide by reaction with hydrogen.

The equation for the reaction is:



Calculate the percentage atom economy when tungsten is produced in this reaction.

Use the equation:

$$\text{percentage atom economy} = \frac{184}{(M_r \text{ WO}_3) + (3 \times M_r \text{ H}_2)} \times 100$$

Relative formula masses (M_r): $\text{WO}_3 = 232$ $\text{H}_2 = 2$ **[2 marks]**

Percentage atom economy = _____ %



Aluminium is extracted from aluminium oxide.

0 6 . 2 38% of a rock sample is aluminium oxide.

Calculate the mass of aluminium oxide in 40 kg of the rock sample.

[2 marks]

Mass of aluminium oxide = _____ kg

0 6 . 3 The formula of aluminium oxide is Al_2O_3

Calculate the relative formula mass (M_r) of aluminium oxide.

Relative atomic masses (A_r): O = 16 Al = 27

[2 marks]

Relative formula mass (M_r) = _____

Question 6 continues on the next page

Turn over ►



0 6 . 4

60.0 kg of aluminium oxide produces a maximum of 31.8 kg of aluminium.

In an extraction process only 28.4 kg of aluminium is produced from 60.0 kg of aluminium oxide.

Calculate the percentage yield.

Give your answer to 3 significant figures.

Use the equation:

$$\text{percentage yield} = \frac{\text{mass of product actually made}}{\text{maximum theoretical mass of product}} \times 100$$

[3 marks]

Percentage yield = _____ %

0 6 . 5

Extracting metals by electrolysis is a very expensive process.

Explain why aluminium is extracted using electrolysis and not by reduction with carbon.

[2 marks]



Turn over for the next question

*Do not write
outside the
box*

**DO NOT WRITE ON THIS PAGE
ANSWER IN THE SPACES PROVIDED**

Turn over ►



0 7

This question is about energy changes in reactions.

0 7 . 1

Ammonium nitrate dissolves in water.

The change is endothermic.

Which piece of equipment uses this change?

[1 mark]Tick (✓) **one** box.

Hand warmer

Self-heating can

Sports injury pack

A student investigated the temperature change in the reaction between dilute sulfuric acid and potassium hydroxide solution.

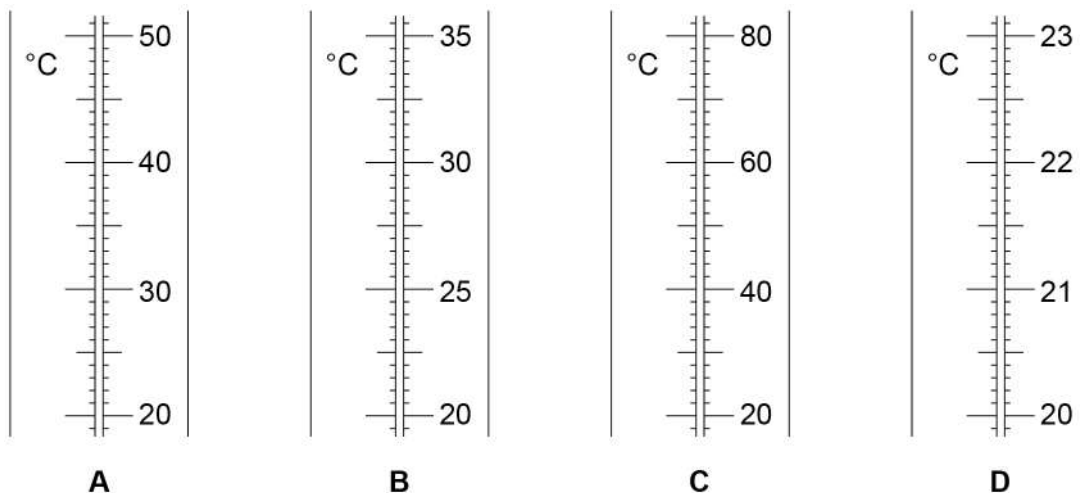
This is the method used.

1. Measure 25 cm³ of potassium hydroxide solution into a glass beaker.
2. Add 5 cm³ of dilute sulfuric acid.
3. Stir the solution.
4. Measure the temperature of the solution.
5. Repeat steps 2 to 4 until a total of 30 cm³ of dilute sulfuric acid has been added.



0 7 . 2 Figure 9 shows part of the scales of four thermometers, **A**, **B**, **C** and **D**.

Figure 9



The student wanted to measure the temperature to a resolution of $0.1\text{ }^{\circ}\text{C}$

Which thermometer should the student use?

[1 mark]

Tick (✓) **one** box.

A **B** **C** **D**

0 7 . 3 Energy is lost to the surroundings during the reaction.

What type of error does this cause in the results?

[1 mark]

Tick (✓) **one** box.

Human error

Random error

Systematic error

Zero error

Turn over ►



0 7 . 4 The student used a glass beaker for the reaction.

Name a container the student could use instead of the glass beaker to improve the accuracy of the results.

[1 mark]

0 7 . 5 **Table 3** shows the student's results.

Table 3

Volume of dilute sulfuric acid added in cm ³	Temperature in °C
5	21.2
10	22.0
15	22.8
20	23.6
25	24.4
30	25.2

Plot the data from **Table 3** on **Figure 10**.

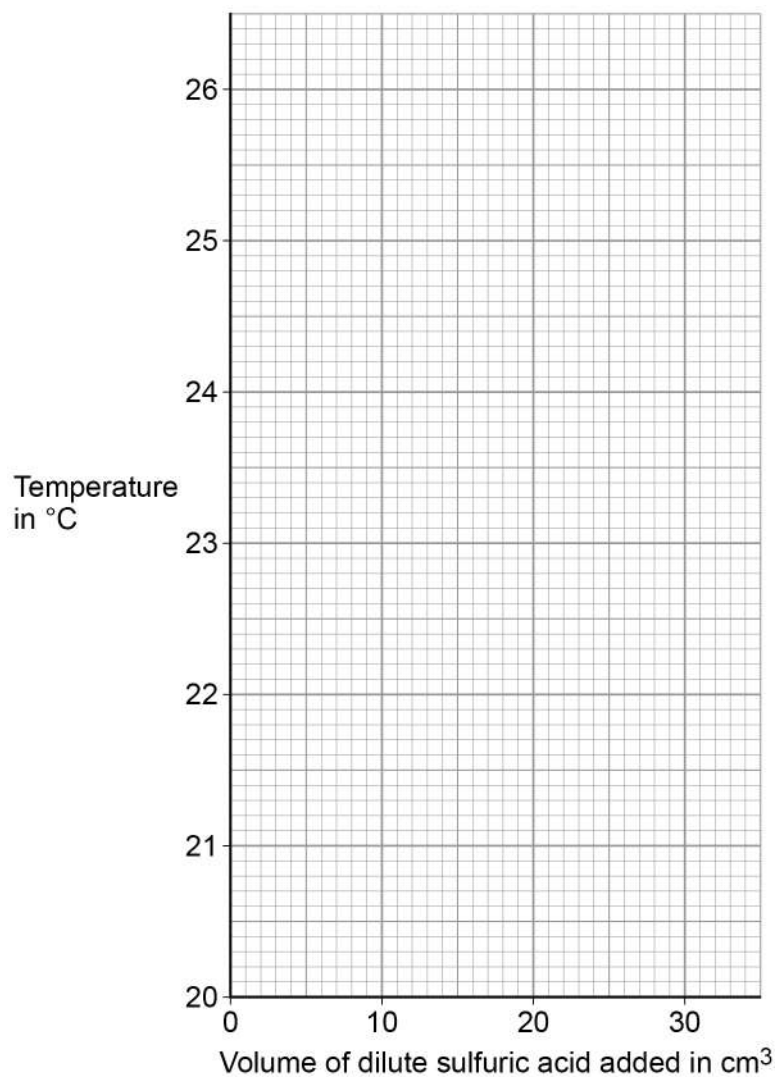
You should:

- draw a line of best fit
- extend your line of best fit to the y-axis.

[4 marks]



Figure 10



0	7	.	6
---	---	---	---

The intercept on the y-axis of **Figure 10** shows the starting temperature of the potassium hydroxide solution.

Give the starting temperature of the potassium hydroxide solution.

[1 mark]

Starting temperature = _____ °C

Turn over ►



0 7 . 7

Another student repeated the investigation and obtained an anomalous result.

This result was lower than expected.

What could have caused the anomalous result?

[2 marks]

Tick (✓) **two** boxes.

The mixture was not stirred.

The temperature in the room increased.

The thermometer was not accurate.

Too little sulfuric acid was added.

Too much potassium hydroxide solution was used.

11

Turn over for the next question

*Do not write
outside the
box*

**DO NOT WRITE ON THIS PAGE
ANSWER IN THE SPACES PROVIDED**

Turn over ►



0 8

This question is about the periodic table.

In the 19th century, some scientists tried to classify the elements by arranging them in order of their atomic weights.

Figure 11 shows the periodic table Mendeleev produced in 1869.

His periodic table was more widely accepted than previous versions.

Figure 11

	Group 1	Group 2	Group 3	Group 4	Group 5	Group 6	Group 7
Period 1	H						
Period 2	Li	Be	B	C	N	O	F
Period 3	Na	Mg	Al	Si	P	S	Cl
Period 4	K Cu	Ca Zn	* *	Ti *	V As	Cr Se	Mn Br
Period 5	Rb Ag	Sr Cd	Y In	Zr Sn	Nb Sb	Mo Te	* I

0 8**1**

The atomic weight of tellurium (Te) is 128 and that of iodine (I) is 127

Why did Mendeleev reverse the order of these two elements?

[1 mark]



0 8 . 2 Mendeleev left spaces marked with an asterisk *

He left these spaces because he thought missing elements belonged there.

Why did Mendeleev's periodic table become more widely accepted than previous versions?

[3 marks]

0 8 . 3 Mendeleev arranged the elements in order of their atomic weight.

What is the modern name for atomic weight?

[1 mark]

Tick (✓) **one** box.

Atomic number

Mass number

Relative atomic mass

Relative formula mass

0 8 . 4 Complete the sentence.

[1 mark]

In the modern periodic table, the elements are arranged in order of

Turn over ►



Chlorine, iodine and astatine are in Group 7 of the modern periodic table.

0 8 . 5 Astatine (At) is below iodine in Group 7.

Predict:

- the formula of an astatine molecule
- the state of astatine at room temperature.

[2 marks]

Formula of astatine molecule _____

State at room temperature _____

0 8 . 6 Sodium is in Group 1 of the modern periodic table.

Describe what you would see when sodium reacts with chlorine.

[2 marks]

10



0 9

This question is about acids and alkalis.

0 9 . 1

Which ion do all acids produce in aqueous solution?

[1 mark]Tick (✓) **one** box.H⁺H⁻O²⁻OH⁻**0 9 . 2**

Calcium hydroxide solution reacts with an acid to form calcium chloride.

Complete the word equation for the reaction.

[2 marks]

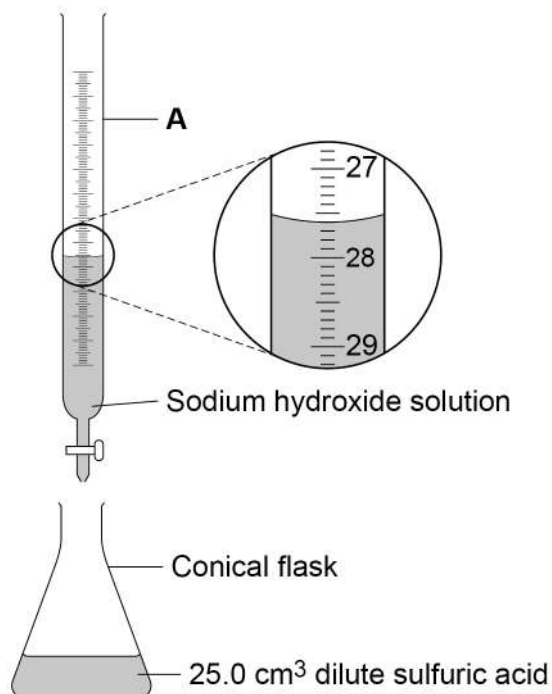
calcium hydroxide + _____ acid → calcium chloride + _____

Question 9 continues on the next page**Turn over ►**

A student investigates the volume of sodium hydroxide solution that reacts with 25.0 cm^3 of dilute sulfuric acid.

Figure 12 shows the apparatus the student uses.

Figure 12



Use **Figure 12** to answer Questions **09.3** and **09.4**

0 9 . 3

Name apparatus **A**.

[1 mark]

0 9 . 4

What is the reading on apparatus **A**?

[1 mark]

_____ cm³



0 9 . 5

The higher the concentration of a sample of dilute sulfuric acid, the greater the volume of sodium hydroxide needed to neutralise the acid.

The student tested two samples of dilute sulfuric acid, **P** and **Q**.

Describe how the student could use titrations to find which sample, **P** or **Q**, is more concentrated.

[6 marks]

11

Turn over ►




1 0

This question is about materials and their properties.

1 0 . 1

Figure 13 shows a carbon nanotube.

Figure 13



The structure and bonding in a carbon nanotube are similar to graphene.

Carbon nanotubes are used in electronics because they conduct electricity.

Explain why carbon nanotubes conduct electricity.

[2 marks]

1 0 . 2

Figure 14 shows a badminton racket.

Figure 14

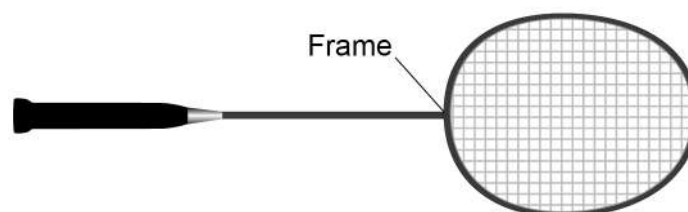


Table 4 shows some properties of materials.

The materials could be used to make badminton racket frames.

Table 4

Material	Density in g/cm³	Relative strength	Relative stiffness
Aluminium	2.7	0.3	69
Carbon nanotube	1.5	60	1000
Wood	0.71	0.1	10

Evaluate the use of the materials to make badminton racket frames.

Use **Table 4**.

[4 marks]

Question 10 continues on the next page

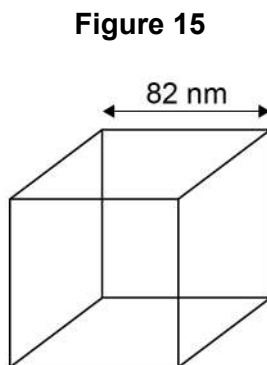
Turn over ►



Zinc oxide can be produced as nanoparticles and as fine particles.

1 0 . 3 A nanoparticle of zinc oxide is a cube of side 82 nm

Figure 15 represents a nanoparticle of zinc oxide.



Calculate the surface area of a nanoparticle of zinc oxide.

Give your answer in standard form.

[3 marks]

Surface area = _____ nm²

1 0 . 4 Some suncreams contain zinc oxide as nanoparticles or as fine particles.

Suggest **one** reason why it costs less to use nanoparticles rather than fine particles in suncreams.

[1 mark]

END OF QUESTIONS

10

Copyright information

For confidentiality purposes acknowledgements of third-party copyright material are published in a separate booklet which is available for free download from www.aqa.org.uk after the live examination series.

Copyright © 2019 AQA and its licensors. All rights reserved.

