

Please check the examination details below before entering your candidate information

Candidate surname

Other names

**Pearson Edexcel
Level 3 GCE**

Centre Number

--	--	--	--	--

Candidate Number

--	--	--	--	--

Wednesday 12 June 2019

Morning (Time: 2 hours)

Paper Reference **9MA0/02**

Mathematics

Advanced

Paper 2: Pure Mathematics 2

You must have:

Mathematical Formulae and Statistical Tables, calculator

Total Marks

--

Candidates may use any calculator allowed by Pearson regulations. Calculators must not have the facility for symbolic algebra manipulation, differentiation and integration, or have retrievable mathematical formulae stored in them.

Instructions

- Use **black** ink or ball-point pen.
- If pencil is used for diagrams/sketches/graphs it must be dark (HB or B).
- **Fill in the boxes** at the top of this page with your name, centre number and candidate number.
- Answer **all** questions and ensure that your answers to parts of questions are clearly labelled.
- Answer the questions in the spaces provided – *there may be more space than you need.*
- You should show sufficient working to make your methods clear. Answers without working may not gain full credit.
- Answers should be given to three significant figures unless otherwise stated.

Information

- A booklet 'Mathematical Formulae and Statistical Tables' is provided.
- There are 14 questions in this question paper. The total mark for this paper is 100.
- The marks for each question are shown in brackets – *use this as a guide as to how much time to spend on each question.*

Advice

- Read each question carefully before you start to answer it.
- Try to answer every question.
- Check your answers if you have time at the end.

Turn over ►

P58354A

©2019 Pearson Education Ltd.

1/1/1/1/C2/C2/




Pearson

Answer ALL questions. Write your answers in the spaces provided.

1. Given

$$2^x \times 4^y = \frac{1}{2\sqrt{2}}$$

express y as a function of x .

(3)

DO NOT WRITE IN THIS AREA

DO NOT WRITE IN THIS AREA

DO NOT WRITE IN THIS AREA



3.

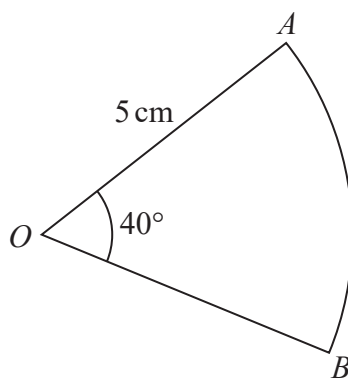


Figure 1

Figure 1 shows a sector AOB of a circle with centre O , radius 5 cm and angle $AOB = 40^\circ$

The attempt of a student to find the area of the sector is shown below.

$$\begin{aligned} \text{Area of sector} &= \frac{1}{2} r^2 \theta \\ &= \frac{1}{2} \times 5^2 \times 40 \\ &= 500 \text{ cm}^2 \end{aligned}$$

(a) Explain the error made by this student.

(1)

(b) Write out a correct solution.

(2)



4.

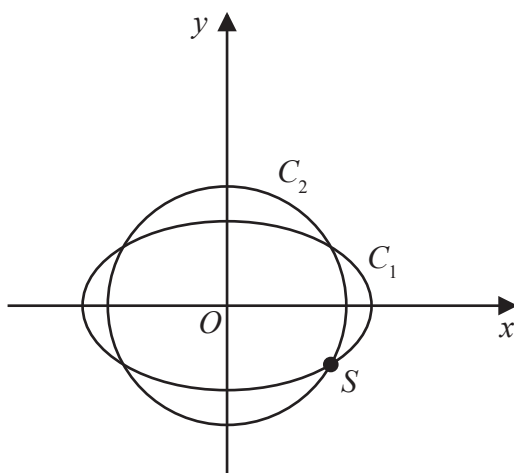


Figure 2

The curve C_1 with parametric equations

$$x = 10\cos t, \quad y = 4\sqrt{2}\sin t, \quad 0 \leq t < 2\pi$$

meets the circle C_2 with equation

$$x^2 + y^2 = 66$$

at four distinct points as shown in Figure 2.

Given that one of these points, S , lies in the 4th quadrant, find the Cartesian coordinates of S .

(6)

5.

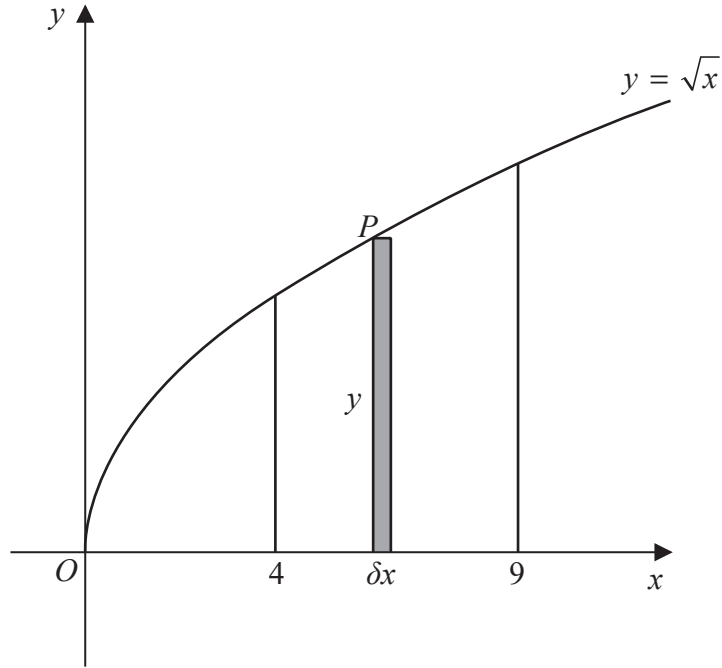


Figure 3

Figure 3 shows a sketch of the curve with equation $y = \sqrt{x}$

The point $P(x, y)$ lies on the curve.

The rectangle, shown shaded on Figure 3, has height y and width δx .

Calculate

$$\lim_{\delta x \rightarrow 0} \sum_{x=4}^9 \sqrt{x} \delta x$$

(3)

DO NOT WRITE IN THIS AREA

DO NOT WRITE IN THIS AREA

DO NOT WRITE IN THIS AREA



6.

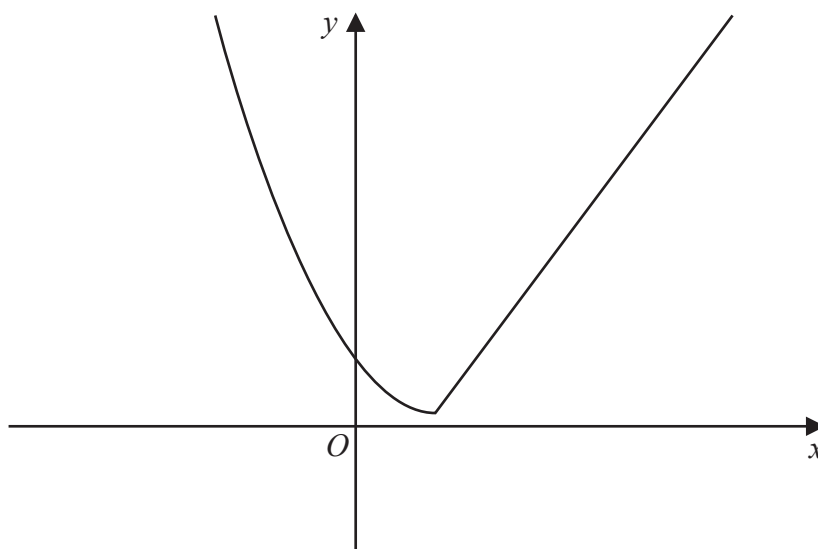


Figure 4

Figure 4 shows a sketch of the graph of $y = g(x)$, where

$$g(x) = \begin{cases} (x-2)^2 + 1 & x \leq 2 \\ 4x - 7 & x > 2 \end{cases}$$

(a) Find the value of $g(0)$.

(2)

(b) Find all values of x for which

$$g(x) > 28$$

(4)

The function h is defined by

$$h(x) = (x-2)^2 + 1 \quad x \leq 2$$

(c) Explain why h has an inverse but g does not.

(1)

(d) Solve the equation

$$h^{-1}(x) = -\frac{1}{2}$$

(3)



Question 6 continued

DO NOT WRITE IN THIS AREA

DO NOT WRITE IN THIS AREA

DO NOT WRITE IN THIS AREA



7. A small factory makes bars of soap.

On any day, the total cost to the factory, $\pounds y$, of making x bars of soap is modelled to be the sum of two separate elements:

- a fixed cost
- a cost that is proportional to the number of bars of soap that are made that day

(a) Write down a general equation linking y with x , for this model. (1)

The bars of soap are sold for $\pounds 2$ each.

On a day when 800 bars of soap are made and sold, the factory makes a profit of $\pounds 500$

On a day when 300 bars of soap are made and sold, the factory makes a loss of $\pounds 80$

Using the above information,

(b) show that $y = 0.84x + 428$ (3)

(c) With reference to the model, interpret the significance of the value 0.84 in the equation. (1)

Assuming that each bar of soap is sold on the day it is made,

(d) find the least number of bars of soap that must be made on any given day for the factory to make a profit that day. (2)



Question 7 continued

DO NOT WRITE IN THIS AREA

DO NOT WRITE IN THIS AREA

DO NOT WRITE IN THIS AREA

Lined writing area for the answer to Question 7.



Question 7 continued

DO NOT WRITE IN THIS AREA

DO NOT WRITE IN THIS AREA

DO NOT WRITE IN THIS AREA



Question 7 continued

DO NOT WRITE IN THIS AREA

DO NOT WRITE IN THIS AREA

DO NOT WRITE IN THIS AREA

(Total for Question 7 is 7 marks)



P 5 8 3 5 4 A 0 1 9 4 8

8. (i) Find the value of

$$\sum_{r=4}^{\infty} 20 \times \left(\frac{1}{2}\right)^r$$

(3)

(ii) Show that

$$\sum_{n=1}^{48} \log_5 \left(\frac{n+2}{n+1}\right) = 2$$

(3)



Question 8 continued

DO NOT WRITE IN THIS AREA

DO NOT WRITE IN THIS AREA

DO NOT WRITE IN THIS AREA



Question 8 continued

DO NOT WRITE IN THIS AREA

DO NOT WRITE IN THIS AREA

DO NOT WRITE IN THIS AREA

Lined writing area consisting of approximately 30 horizontal lines for student response.

(Total for Question 8 is 6 marks)



P 5 8 3 5 4 A 0 2 3 4 8

9. A research engineer is testing the effectiveness of the braking system of a car when it is driven in wet conditions.

The engineer measures and records the braking distance, d metres, when the brakes are applied from a speed of $V \text{ km h}^{-1}$.

Graphs of d against V and $\log_{10} d$ against $\log_{10} V$ were plotted.

The results are shown below together with a data point from each graph.

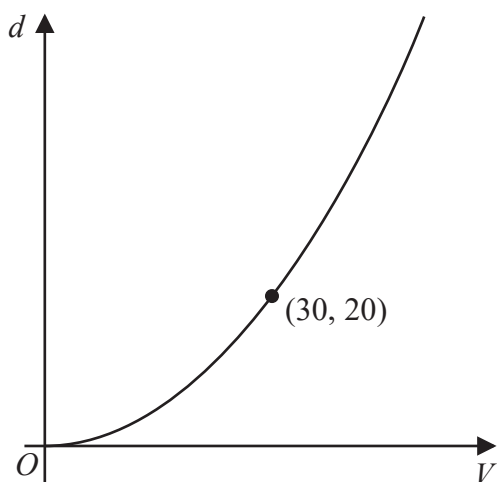


Figure 5

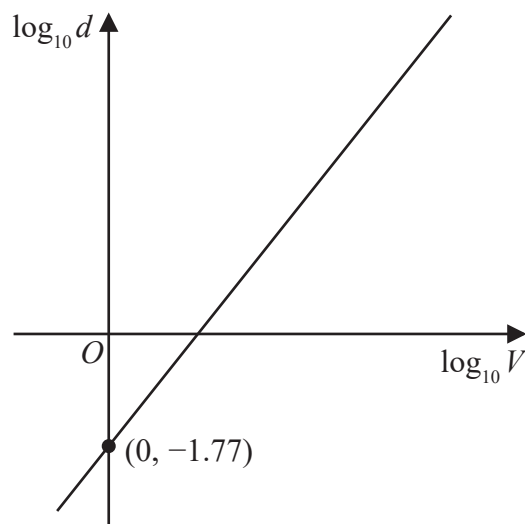


Figure 6

- (a) Explain how Figure 6 would lead the engineer to believe that the braking distance should be modelled by the formula

$$d = kV^n \quad \text{where } k \text{ and } n \text{ are constants}$$

with $k \approx 0.017$

(3)

Using the information given in Figure 5, with $k = 0.017$

- (b) find a complete equation for the model giving the value of n to 3 significant figures.

(3)

Sean is driving this car at 60 km h^{-1} in wet conditions when he notices a large puddle in the road 100 m ahead. It takes him 0.8 seconds to react before applying the brakes.

- (c) Use your formula to find out if Sean will be able to stop before reaching the puddle.

(3)



Question 9 continued

DO NOT WRITE IN THIS AREA

DO NOT WRITE IN THIS AREA

DO NOT WRITE IN THIS AREA

Lined writing area for the answer.

(Total for Question 9 is 9 marks)



10.

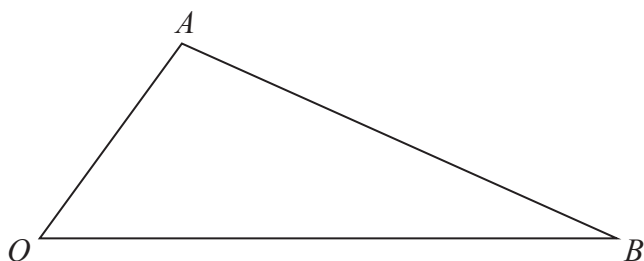


Figure 7

Figure 7 shows a sketch of triangle OAB .

The point C is such that $\vec{OC} = 2\vec{OA}$.

The point M is the midpoint of AB .

The straight line through C and M cuts OB at the point N .

Given $\vec{OA} = \mathbf{a}$ and $\vec{OB} = \mathbf{b}$

(a) Find \vec{CM} in terms of \mathbf{a} and \mathbf{b} (2)

(b) Show that $\vec{ON} = \left(2 - \frac{3}{2}\lambda\right)\mathbf{a} + \frac{1}{2}\lambda\mathbf{b}$, where λ is a scalar constant. (2)

(c) Hence prove that $ON:NB = 2:1$ (2)



Question 10 continued

DO NOT WRITE IN THIS AREA

DO NOT WRITE IN THIS AREA

DO NOT WRITE IN THIS AREA



Question 10 continued

Handwritten response area for Question 10, consisting of multiple horizontal lines.

DO NOT WRITE IN THIS AREA

DO NOT WRITE IN THIS AREA

DO NOT WRITE IN THIS AREA



11.

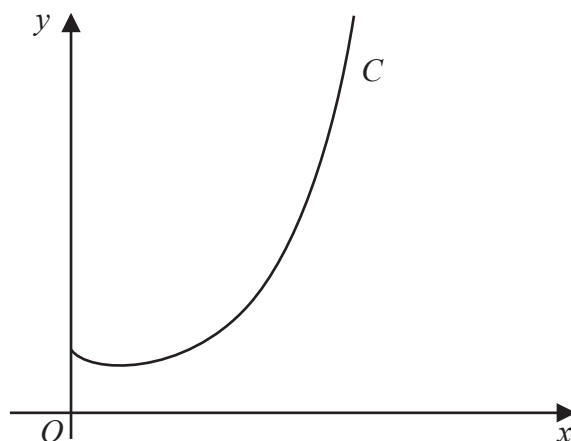


Figure 8

Figure 8 shows a sketch of the curve C with equation $y = x^x$, $x > 0$

(a) Find, by firstly taking logarithms, the x coordinate of the turning point of C .

(Solutions based entirely on graphical or numerical methods are not acceptable.)

(5)

The point $P(\alpha, 2)$ lies on C .

(b) Show that $1.5 < \alpha < 1.6$

(2)

A possible iteration formula that could be used in an attempt to find α is

$$x_{n+1} = 2x_n^{1-x_n}$$

Using this formula with $x_1 = 1.5$

(c) find x_4 to 3 decimal places,

(2)

(d) describe the long-term behaviour of x_n

(2)



Question 11 continued

DO NOT WRITE IN THIS AREA

DO NOT WRITE IN THIS AREA

DO NOT WRITE IN THIS AREA

Handwritten area with horizontal lines for writing.



12. (a) Prove

$$\frac{\cos 3\theta}{\sin \theta} + \frac{\sin 3\theta}{\cos \theta} \equiv 2 \cot 2\theta \quad \theta \neq (90n)^\circ, n \in \mathbb{Z} \quad (4)$$

(b) Hence solve, for $90^\circ < \theta < 180^\circ$, the equation

$$\frac{\cos 3\theta}{\sin \theta} + \frac{\sin 3\theta}{\cos \theta} = 4$$

giving any solutions to one decimal place.

(3)



13.

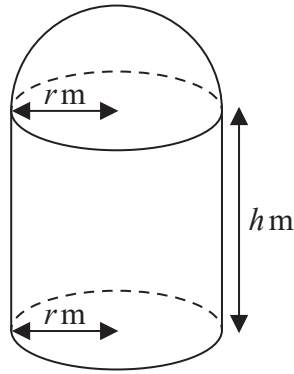


Figure 9

[A sphere of radius r has volume $\frac{4}{3}\pi r^3$ and surface area $4\pi r^2$]

A manufacturer produces a storage tank.

The tank is modelled in the shape of a hollow circular cylinder closed at one end with a hemispherical shell at the other end as shown in Figure 9.

The walls of the tank are assumed to have negligible thickness.

The cylinder has radius r metres and height h metres and the hemisphere has radius r metres.

The volume of the tank is 6 m^3 .

(a) Show that, according to the model, the surface area of the tank, in m^2 , is given by

$$\frac{12}{r} + \frac{5}{3}\pi r^2 \quad (4)$$

The manufacturer needs to minimise the surface area of the tank.

(b) Use calculus to find the radius of the tank for which the surface area is a minimum. (4)

(c) Calculate the minimum surface area of the tank, giving your answer to the nearest integer. (2)

DO NOT WRITE IN THIS AREA

DO NOT WRITE IN THIS AREA

DO NOT WRITE IN THIS AREA



14. (a) Use the substitution $u = 4 - \sqrt{h}$ to show that

$$\int \frac{dh}{4 - \sqrt{h}} = -8 \ln|4 - \sqrt{h}| - 2\sqrt{h} + k$$

where k is a constant

(6)

A team of scientists is studying a species of slow growing tree.

The rate of change in height of a tree in this species is modelled by the differential equation

$$\frac{dh}{dt} = \frac{t^{0.25}(4 - \sqrt{h})}{20}$$

where h is the height in metres and t is the time, measured in years, after the tree is planted.

(b) Find, according to the model, the range in heights of trees in this species.

(2)

One of these trees is one metre high when it is first planted.

According to the model,

(c) calculate the time this tree would take to reach a height of 12 metres, giving your answer to 3 significant figures.

(7)



Question 14 continued

DO NOT WRITE IN THIS AREA

DO NOT WRITE IN THIS AREA

DO NOT WRITE IN THIS AREA



Question 14 continued

DO NOT WRITE IN THIS AREA

DO NOT WRITE IN THIS AREA

DO NOT WRITE IN THIS AREA



Question 14 continued

Lined area for writing the answer to Question 14.

DO NOT WRITE IN THIS AREA

DO NOT WRITE IN THIS AREA

DO NOT WRITE IN THIS AREA

(Total for Question 14 is 15 marks)

TOTAL FOR PAPER IS 100 MARKS

